www.china-utl.com

UTL® UTILITY ELECTRICAL 上海尤提乐电器有限公司
SHANGHAI UTILITY ELECTRICAL., LTD

服务热线 400-021-8088

Room D2301, No.1759, North Zhongshan Road,
Putuo District, Shanghai 200061
上海市普陀区中山北路1759号D2301室
Tel: +86-21-6147-8436
+86-21-6147-8345
Fax: +86-21-6147-8348
E-mail: marketing@china-utl.com



PRINTED CIRCUIT BOARD

TERMINAL BLOCKS

PCB接线端子

科技 · 品质 · 生活

UTL® 绿色连接 科技生活

UTL®

绿色连接 科技生活

BRIF
INTRODUCTION

SHANGHAI UTILITY ELECTRICAL CO., LTD. is a professional manufacturer of all kinds of Terminal blocks, Connectors, Nylon ca-ble glands and Push buttons, which was founded in 1990. Through persistent research and development, we have grown into a lead-ing manufacturer of this field. The main products have gained the certificates, such as VDE, UL, CE, CS, RoHS, ISO9001, CCC and CCS etc.

For UTL company, innovation is the base of developing and unique research system is the central competitive power. In re-cent years, we constantly increase theR&D investment, and now we are holding a first-class research center and an expert team included several senior engineers. We have also set up a mould process center and a product test center. Relying the advanced management mode, abundant technology strength, excellent pro-cess facility, first-class test equipment and skilled mould pro-cess technology, we are able to supply the high-quality prod-ucts with reliable guarantee.

we also accept OEM/ODM orders and special designs to serve the customer better. Under the instruction of serving ex-cellent electronics manufacturers of the globe, we keep a good business relationship with many world-famous companies.

With the spirit of "Pursuing Excellence, Innovating for Quality", UTL always keeps the promise" All best service for all customers". UTL warmly welcome domestic and foreign cus-tomers to cooperate with us to make prosperous future.

尤提乐电气有限公司成立于1990年，是接线端子行业内专业化生产、经销商，是该行业里技术力量雄厚、成长迅速、极具规模化的企业。

公司成立以来，在社会各界的关怀支持下，经公司全体同仁共同努力，十几年来尤提乐取得了令人瞩目的成绩，从销售业绩到企业形象均得到了客户及业界同行的认可，并取得了可喜的品牌效应。

公司一贯坚持"以人为本，以市场为导向"的经营理念，在产品标准方面，尤提乐潜心研究了IEC、UL、CSA、GB、CE、CCC等国际国内关于接线端子的标准，并按照这些标准自行编制了更为严格的企业标准，从产品的开发、模具的设计、原材料的采购、金属零部件的制作、塑料配件的成型，到成品组装以及品质检测、包装发货等，每个环节均由专业的人员按照相应的标准层层把关，以生产适销对路、应用于全球范围内工业自动化领域的产品为己任，积极追随、引进、借鉴国际知名品牌产品的技术，科技创新，锐意进取。目前公司生产的数十个系列，上千个规格的产品，为客户选型提供了丰富的产品保障。公司通过了ISO9001质量管理体系认证，绝大部分产品通过了UL、CSA、CCC、CCS、CE认证，部分产品通过了VDE认证，所有产品均符合Ro环保要求。其中JUT1系列、JUT2系列、JUT3系列、JUT4系列接线端子，已达到国内外同类产品的先进水平，部分产品已被国家电力部门指定、推荐为全国乡城电网改造的首选产品。

产品主要销往法国、俄罗斯、巴西、东南亚、香港和台湾等地区，作为一家以外销为主（出口65%）的民营独资企业，尤提乐置身于国际市场，直接感受市场气息，当面倾听客户需求，不断提升产品设计、生产、经营、管理过程中的技术含量，对生产作业的全过程实施科学的管理。

近年来"尤提乐"名声遍及大江南北，"尤提乐"的经营理念发挥得淋漓尽致、深得人心，"尤提乐"的服务颇得广大客户赞赏。"腾飞的尤提乐，骄傲的尤提乐人"，尤提乐人正是凭借先进的管理模式、雄厚的技术实力、完善的工艺制程、一流的检测设备和精湛的模具加工技术，以生产高出性价比的产品为前提，凭借卓越的销售团队、周密的销售网络、专业化的服务，赢来了开拓市场新篇章的今天。



ADHERE
TO THE QUALITY
PERFECT DETAILS

High quality is the guarantee to win the market,and effective modern management and quality system is the premise of supporting high-quality, strive to break the spirit of innovation as a constant driving force and the pursuit of exquisite quality,Company introduced a total quality management

高品质是赢得市场的保证，而有效的现代化管理和质量体系是支撑高品质的前提，力求实破创新的精神，作为不断向前的动力和追求精湛质量，公司推行全面质量管理。

坚持品质　完美细节

一直以来

坚持质量就是生命的经营理念

始终印证着我们发展的每一个脚步

我们因此赢得的不仅是全部信赖的目光

更是鉴定着我们进取的决心与信心

As always all the time

We hold the concept that quality is life

It is proving each step of our development

What we have achieved is not only the trust

But also our determination and confidence of keeping going.

PEOPLE
-ORIENTED

TECHNOLOGY INNOVATION
以人为本，科技创新

坚持以人为本的理念
在生产发展过程中
注重员工的知识水平和业务能力
有计划有组织地开展各项培训工作
不断地提高学习和创造能力
以科技为发展的动力
在原有的基础上
致力于各项产品的研发和创新

CONTENT
目录

欧式接线端子MU系列——螺钉类 01
European terminal block MU series——Screw Type

欧式接线端子MU系列——凸轮类 11
European terminal block MU series——Cam Type

欧式接线端子MU系列——护线类 13
European terminal block MU series——Wire protect Type

欧式接线端子MU系列——弹簧类 16
European terminal block MU series——Spring Type

插拔式接线端子——插座MA系列 21
Plug-in Terminal Block——Plug Base MA Series

插拔式接线端子——插头MB系列 37
Plug-in Terminal Block——Plug MB Series

插拔式接线端子——排针式插座MAP系列 50
Plug-in Terminal Block——Pin Leader Plug Base MAP Series

插拔式接线端子——排针式插头MBP系列 52
Plug-in Terminal Block——Pin Leader Plug MBP Series

美式接线端子BU系列 54
U.S. Type Terminal Block BU Series

PCB 印刷電路板端子—歐式接綫端子 MU 系列

Printed Circuit Board Terminal Block —— European Terminal Block MU Series



概述

欧式接线端子(MU Series)是可焊接到印制线路板(PCB板)应用最广泛的产品之一，升降连接原理螺钉的相对位置不动，靠螺钉的转动提升压线方块将导线压紧。

特点

接触压力高，连接可靠；
螺钉自锁，抗振动，免维护；
螺钉防掉；
导线无须预处理；
防手指触摸；
良好的气密连接；
MU 系列采用牢固的拼接槽，以 02–03 为基本单元，可提供 02–24 之间的任意位数的组合；部分产品采用一体化结构设计，可以提供2~24位的任意位数的整体组合。

Application

European terminal block is one of the most widely used product which can be soldered to the printed circuit board.when screw tighten,the connecting wire will be fixed on terminal block .

Advantage

High contact pressure,reliable connection.Screw retention,shake proof.Connection positions:2 to 24 (Assembly by 2 positions part and 3 positions part)

产品命名Naming System

MU□ / □□-□ -□

颜色 Color Code
- BK
- GN
- GY
- BE

位数 Position

间距 Picth

进线方向 Wire Direction
- H: 导线平行于 PCB
- H2L: 导线平行于 PCB，双层
- H3L: 导线平行于PCB，三层
- HM: 导线平行于 PCB，微型
- HM2L: 导线平行于 PCB，微型双层
- HB: 导线平行于 PCB，大型
- V: 导线垂直于 PCB
- VM: 导线垂直于 PCB，微型
- VR: 导线垂直于 PCB，引脚底部伸出
- A: 导线与 PCB 成 135°
- AS: 导线与 PCB 成 135°，带测试孔
- HS: 导线与 PCB 平行，带测试孔

连接容量 Connect capacity



型 号 Model		MU0.5H2.54			MU1.0H3.5(3.81)			MU1.0H2L3.5			MU1.5H3.5(3.81)		
间 距 Picth		2.54mm			3.50mm(3.81mm)			3.50mm			3.50(3.81)mm		
认 证 Approval		UL CE			UL CE			UL CE			UL CE		
UL 数据 UL Technical Data		B	C	D	B	C	D	B	C	D	B	C	D
电 压 Nom.Voltage	(V)	125			300			300			300		
电 流 Nom.Current	(A)	6			10			10			15		
连接线径 Wire Size	(AWG)	30-20			30-16			30-16			30-14		
IEC数据 IEC Toohnical Data													
材料组别 Material Group			I			I			I			I	
过电类型 Surge Voltage Category		III	III	II	III	III	II	III	III	II	III	III	II
污染等级 Contamination Calass		3	2	2	3	2	2	3	2	2	3	2	2
额定电压 Rated Voltage	(V)	63	160	400	160	320	400	160	320	400	200	320	500
冲击电压 Rated Surge Voltage	(KV)	1.5	1.5	2.5	2.5	2.5	2.5	2.5	2.5	2.5	4	4	4
电流/导线 Current(A)/ Cross Section			6/0.5			13.5/1.0			13.5/1			17.5/1.5	
连接容量 Connection Capacity													
单股导线 Solid	(mm²)		0.14-0.5			0.14-1.5			0.14-1.5			0.14-1.5	
多股导线 Strand	(mm²)		0.14-0.5			0.14-1			0.14-1			0.14-1.5	
美规导线 Wire Sizes	(AWG)		30-20			30-16			30-16			30-14	
额定扭力 Torque	(N*m)		0.12-0.15			0.22-0.25			0.22-0.25			0.22-0.25	
剥线长度 Stripping Length	(mm²)		4.5			5			5			5	
材 料 Material													
绝缘材料 Insulation Material			PA			PA			PA			PA	
阻燃等级 Inflammability Class	(UL94)		V0			V0			V0			V0	
导电压片 Contact			黄铜 / Brass			黄铜 / Brass			黄铜 / Brass			黄铜 / Brass	
螺 钉 Screw			M1.6 钢 / M1.6 Steel			M2 钢 / M2 Steel			M2 钢 / M2 Steel			M2 钢 / M2 Steel	
使用温度 Operation Temperature	(℃)		-40℃~+105℃			-40℃~+105℃			-40℃~+105℃			-40℃~+105℃	
位 数 No.of Position			型号 Model			型号 Model			型号 Model			型号 Model	
		2	MU0.5H2.54/2-GN		2	MU1.0H3.5(3.81)/2-GN		2	MU1.0H2L3.5/2-GN		2	MU1.5H3.5(3.81)/2-GN	
		3	MU0.5H2.54/3-GN		3	MU1.0H3.5(3.81)/3-GN		3	MU1.0H2L3.5/3-GN		3	MU1.5H3.5(3.81)/3-GN	
		...	...		...	...		...	...		...	...	
		24	MU0.5H2.54/24-GN		24	MU1.0H3.5(3.81)/24-GN		24	MU1.0H2L3.5/24-GN		22	MU1.5H3.5(3.81)/22-GN	
产品状态 Product Status												MU1.5H3.5 开发中	
外 形 图 Dimension													

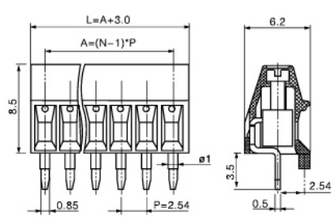

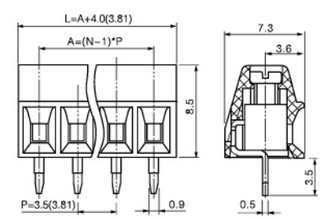

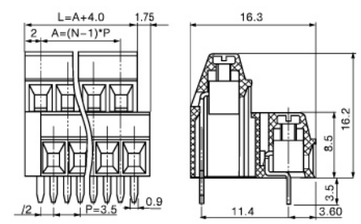

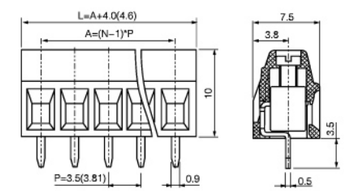

PCB 印刷電路板端子—歐式接綫端子 MU 系列

Printed Circuit Board Terminal Block —— European Terminal Block MU Series

型　号 Model	MU1.5H5.0(5.08)			MU1.5HM5.0(5.08)			MU1.5V5.0			MU1.5HS5.0(5.08)			MU1.5AS5.0(5.08)		
间　距 Picth	5.00mm(5.08mm)			5.00mm(5.08mm)			5.00mm			5.00mm(5.08mm)			5.00mm(5.08mm)		
认　证 Approval	UL CE			UL CE			UL CE			UL CE			UL CE		
UL 数据 UL Technical Data	B	C	D	B	C	D	B	C	D	B	C	D	B	C	D
电　压 Nom.Voltage (V)	300			300			300			300			300		
电　流 Nom.Current (A)	15			15			15			15			15		
连接线径 Wire Size (AWG)	30-14			30-14			30-14			30-14			30-14		
IEC数据 IEC Toohnical Data															
材料组别 Material Group		I			I			I			I			I	
过电类型 Surge Voltage Category	III	III	III	III	III	III	III	III	III	III	III	II	III	III	II
污染等级 Contamination Calass	3	2	2	3	2	2	3	2	2	3	2	2	3	2	2
额定电压 Rated Voltage (V)	250	400(320)	630	250	320	630	250	320	630	250	320	630	250	320	630
冲击电压 Rated Surge Voltage (KV)	4	4	4	4	4	4	4	4	4	4	4	4	4	4	4
电流/导线 Current(A)/ Cross Section		17.5/1.5			17.5/1.5			17.5/1.5			17.5/1.5			17.5/1.5	
连接容量 Connection Capacity															
单股导线 Solid (mm)		0.14-2.5			0.14-1.5			0.14-2.5			0.14-2.5			0.14-2.5	
多股导线 Strand (mm²)		0.14-1.5			0.14-1.5			0.14-1.5			0.14-1.5			0.14-1.5	
美规导线 Wire Sizes (AWG)		26(30)-14			30-14			30-14			30-14			30-14	
额定扭力 Torque (N*m)		0.5-0.6			0.5-0.6			0.5-0.6			0.5-0.6			0.5-0.6	
剥线长度 Stripping Length (mm²)		7			6			8			7			7	
材　料 Material															
绝缘材料 Insulation Material		PA			PA			PA			PA			PA	
阻燃等级 Inflammability Class (UL94)		V0			V0			V0			V0			V0	
导电压片 Contact		黄铜 / Brass			黄铜 / Brass			黄铜 / Brass			黄铜 / Brass			黄铜 / Brass	
螺　钉 Screw		M3 钢 / M3 Steel			M3 钢 / M3 Steel			M3 钢 / M3 Steel			M3 钢 / M3 Steel			M3 钢 / M3 Steel	
使用温度 Operation Temperature (ºC)		-40ºC~+105ºC			-40ºC~+105ºC			-40ºC~+105ºC			-40ºC~+105ºC			-40ºC~+105ºC	
位　数 No.of Position		型号 Model			型号 Model			型号 Model			型号 Model			型号 Model	
	2	MU1.5H5.0(5.08)/2-GN		2	MU1.5HM5.0(5.08)/2-GN		2	MU1.5V5.0/2-GN			MU1.5HS5.0(5.08)/2-GN			MU1.5AS5.0(5.08)/2-GN	
	3	MU1.5H5.0(5.08)/3-GN		3	MU1.5HM5.0(5.08)/3-GN		3	MU1.5V5.0/3-GN			MU1.5HS5.0/3-GN			MU1.5AS5.0(5.08)/3-GN	
产品状态 Product Status															
外形图 Dimension															

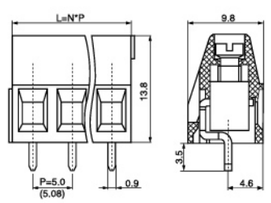

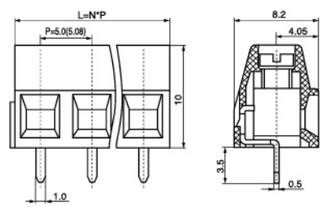

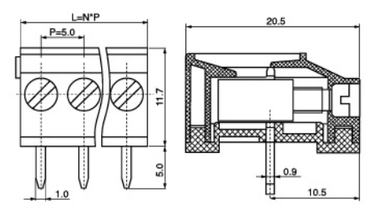

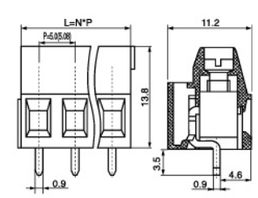

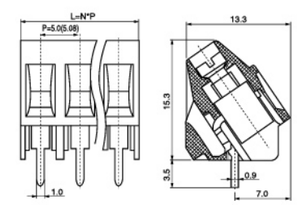

PCB 印刷電路板端子—歐式接綫端子 MU 系列

Printed Circuit Board Terminal Block —— European Terminal Block MU Series



型　号 Model	MU1.5H7.62			MU1.5HM7.62			MU1.5HM2L5.0(5.08)			MU1.5H2L5.0(5.08)			MU1.5H3L5.0(5.08)		
间　距 Picth	7.62mm			7.62mm			5.00mm(5.08mm)			5.00mm(5.08mm)			5.00mm(5.08mm)		
认　证 Approval	UL CE			UL CE			UL CE			UL CE			UL CE		
UL 数据 UL Technical Data	B	C	D	B	C	D	B	C	D	B	C	D	B	C	D
电　压 Nom.Voltage (V)	300			300			300			300			300		
电　流 Nom.Current (A)	15			15			15			15			15		
连接线径 Wire Size (AWG)	30-14			30-14			30-14			30-14			30-14		
IEC数据 IEC Toohnical Data															
材料组别 Material Group		I			I			I			I			I	
过电类型 Surge Voltage Category	III	III	III	III	III	III	III	III	III	III	III	II	III	III	II
污染等级 Contamination Calass	3	2	2	3	2	2	3	2	2	3	2	2	3	2	2
额定电压 Rated Voltage (V)	500	630	1000	500	630	1000	250	320	630	250	320	630	250	320	630
冲击电压 Rated Surge Voltage (KV)	6	6	6	6	6	6	4	4	4	4	4	4	4	4	4
电流/导线 Current(A)/ Cross Section		17.5/1.5			17.5/1.5			17.5/1.5			17.5/1.5			17.5/1.5	
连接容量 Connection Capacity															
单股导线 Solid (mm)		0.14-1.5			0.14-1.5			0.14-1.5			0.14-2.5			0.14-2.5	
多股导线 Strand (mm²)		0.14-1.5			0.14-1.5			0.14-1.5			0.14-1.5			0.14-1.5	
美规导线 Wire Sizes (AWG)		30-14			32-14			32-14			30-14			30-14	
额定扭力 Torque (N*m)		0.5-0.6			0.5-0.6			0.5-0.6			0.5-0.6			0.5-0.6	
剥线长度 Stripping Length (mm²)		6.5			6			6			7			7	
材　料 Material															
绝缘材料 Insulation Material		PA			PA			PA			PA			PA	
阻燃等级 Inflammability Class (UL94)		V0			V0			V0			V0			V0	
导电压片 Contact		黄铜 / Brass			黄铜 / Brass			黄铜 / Brass			黄铜 / Brass			黄铜 / Brass	
螺　钉 Screw		M3 钢 / M3 Steel			M3 钢 / M3 Steel			M3 钢 / M3 Steel			M3 钢 / M3 Steel			M3 钢 / M3 Steel	
使用温度 Operation Temperature (ºC)		-40ºC~+105ºC			-40ºC~+105ºC			-40ºC~+105ºC			-40ºC~+105ºC			-40ºC~+105ºC	
位　数 No.of Position		型号 Model			型号 Model			型号 Model			型号 Model			型号 Model	
2		MU1.5H7.62/2-GN			MU1.5HM7.62/2–GN			MU1.5HM2L5.0(5.08)/2-GN			MU1.5H2L5.0(5.08)/2-GN			MU1.5H3L5.0(5.08)/2-GN	
3		MU1.5H7.62/3-GN			MU1.5HM7.62/3–GN			MU1.5HM2L5.0(5.08)/3-GN			MU1.5H2L5.0(5.08)/3-GN			MU1.5H3L5.0(5.08)/3-GN	
产品状态 Product Status															
外形图 Dimension															

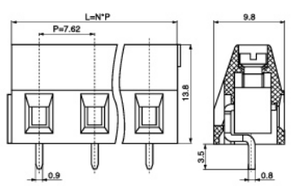

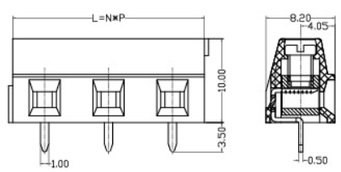

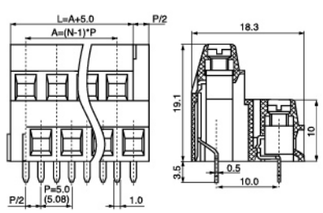

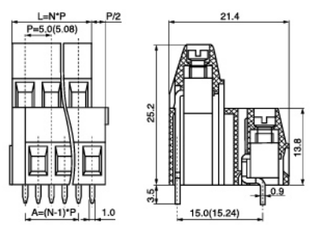

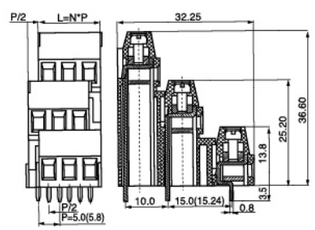

PCB 印刷電路板端子—歐式接綫端子 MU 系列

Printed Circuit Board Terminal Block —— European Terminal Block MU Series





型　号 Model	MU2.5H5.0(5.08)			MU1.5HB5.0(5.08)			MU2.5H7.62			MU2.5VR5.0(5.08)			MU2.5VR7.62		
间　距 Picth	5.00mm(5.08mm)			5.00mm(5.08mm)			7.62mm			5.00mm(5.08mm)			7.62mm		
认　证 Approval	UL CE			UL CE			UL CE			UL CE			UL CE		
UL 数据 UL Technical Data	B	C	D	B	C	D	B	C	D	B	C	D	B	C	D
电　压 Nom.Voltage (V)	300			300			300		300	300			300		
电　流 Nom.Current (A)	20			15			20		10	20			20		
连接线径 Wire Size (AWG)	30-12			30-14			30-12		30-12	30-12			30-12		
IEC数据 IEC Toohnical Data															
材料组别 Material Group		I			I			I			I			I	
过电类型 Surge Voltage Category	III	III	II	III	III	II	III	III	II	III	III	III	III	III	III
污染等级 Contamination Calass	3	2	2	3	2	2	3	2	2	3	2	2	3	2	2
额定电压 Rated Voltage (V)	250	400	630	250	400	630	500	630	1000	250	400	630	500	630	1000
冲击电压 Rated Surge Voltage (KV)	4	4	4	4	4	4	6	6	6	4	4	4	6	6	6
电流/导线 Current(A)/ Cross Section		24/2.5			24/2.5			24/2.5			24/2.5			24/2.5	
连接容量 Connection Capacity															
单股导线 Solid (mm)		0.2-4			0.2-4			0.2-4			0.2-4.0			0.2-4	
多股导线 Strand (mm²)		0.2-2.5			0.2-2.5			0.2-2.5			0.2-2.5			0.2-2.5	
美规导线 Wire Sizes (AWG)		30-12			30-12			24-12			30-12			30-12	
额定扭力 Torque (N*m)		0.5-0.6			0.5-0.6			0.5-0.6			0.5-0.6			0.5-0.6	
剥线长度 Stripping Length (mm²)		8			7			7			7			8	
材　料 Material															
绝缘材料 Insulation Material		PA			PA			PA			PA			PA	
阻燃等级 Inflammability Class (UL94)		V0			V0			V0			V0			V0	
导电压片 Contact		黄铜 / Brass			黄铜 / Brass			黄铜 / Brass			黄铜 / Brass			黄铜 / Brass	
螺　钉 Screw		M3 钢 / M3 Steel			M3 钢 / M3 Steel			M3 钢 / M3 Steel			M3			M3 钢 / M3 Steel	
使用温度 Operation Temperature (ºC)		-40ºC~+105ºC			-40ºC~+105ºC			-40ºC~+105ºC			-40ºC~+105ºC			-40ºC~+105ºC	
位　数 No.of Position	**型号 Model**			**型号 Model**			**型号 Model**			**型号 Model**			**型号 Model**		
2	MU2.5H5.0(5.08)/2-GN			MU1.5HB5.0(5.08)/2-GN			MU2.5H7.62/2-GN			MU2.5VR5.0(5.08)/2-GN			MU2.5VR7.62/2-GN		
3	MU2.5H5.0(5.08)/3-GN			MU1.5HB5.0(5.08)/3-GN			MU2.5H7.62/3-GN			MU2.5VR5.0(5.08)/3-GN			MU2.5VR7.62/2-GN		
产品状态 Product Status															
外形图 Dimension															

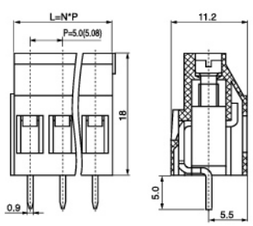

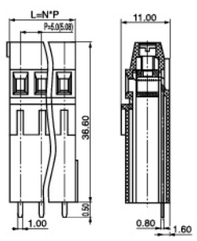

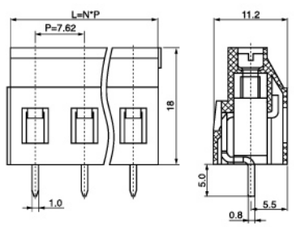

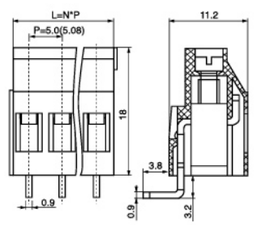

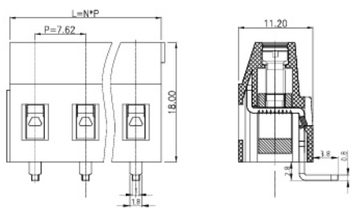

PCB 印刷電路板端子—歐式接綫端子 MU 系列

Printed Circuit Board Terminal Block —— European Terminal Block MU Series

型　号 Model	MU2.5H2L5.0(5.08)			MU2.5H3L5.0(5.08)			MU4H6.35			MU4H7.62			MU4H9.52		
间　距 Picth	5.00mm(5.08mm)			5.00mm(5.08mm)			6.35mm			7.62mm			9.52mm		
认　证 Approval	UL CE DE			UL CE DE			UL CE			UL CE			UL CE		
UL 数据 UL Technical Data	B	C	D	B	C	D	B	C	D	B	C	D	B	C	D
电　压 Nom.Voltage (V)	300			300			300			300			300		
电　流 Nom.Current (A)	20			20			30			30			30		
连接线径 Wire Size (AWG)	30-12			30-12			28-10			28-10			28-10		
IEC数据 IEC Toohnical Data															
材料组别 Material Group		I			I			I			I			I	
过电类型 Surge Voltage Category	III	III	III	III	III	II	III	III	II	III	III	II	III	III	III
污染等级 Contamination Calass	3	2	2	3	2	2	3	2	2	3	2	2	3	2	2
额定电压 Rated Voltage (V)	250	320	630	250	400	630	500	630	1000	500	630	1000	500	630	1000
冲击电压 Rated Surge Voltage (KV)	4	4	4	4	4	4	6	6	6	6	6	6	8	8	6
电流/导线 Current(A)/ Cross Section		24/2.5			24/2.5			32/4			32/4			32/4	
连接容量 Connection Capacity															
单股导线 Solid (mm)		0.2-4			0.2-4			0.2-6			0.2-6			0.2-6	
多股导线 Strand (mm²)		0.2-2.5			0.2-2.5			0.2-4			0.2-4			0.2-4	
美规导线 Wire Sizes (AWG)		30-12			24-12			28-10			28-10			28-10	
额定扭力 Torque (N*m)		0.5-0.6			0.5-0.6			0.5-0.6			0.5-0.6			0.5-0.6	
剥线长度 Stripping Length (mm²)		8			7			8			8			8	
材　料 Material															
绝缘材料 Insulation Material		PA			PA			PA			PA			PA	
阻燃等级 Inflammability Class (UL94)		V0			V0			V0			V0			V0	
导电压片 Contact		黄铜 / Brass			黄铜 / Brass			黄铜 / Brass			黄铜 / Brass			黄铜 / Brass	
螺　钉 Screw		M3			M3 钢 / M3 Steel			M3 钢 / M3 Steel			M3 钢 / M3 Steel			M3 钢 / M3 Steel	
使用温度 Operation Temperature (ºC)		-40ºC~+105ºC			-40ºC~+105ºC			-40ºC~+105ºC			-40ºC~+105ºC			-40ºC~+105ºC	
位　数 No.of Position		型号 Model			型号 Model			型号 Model			型号 Model			型号 Model	
2		MU2.5H2L5.0(5.08)/2-GN			MU2.5H3L5.0(5.08)/2-GN			MU4H6.35/2-GN			MU4H7.62/2-GN			MU4H9.52/2-GN	
3		MU2.5H2L5.0(5.08)/3-GN			MU2.5H3L5.0(5.08)/3-GN			MU4H6.35/3-GN			MU4H7.62/3-GN			MU4H9.52/3-GN	
产品状态 Product Status		MU2.5H2L5.0 开发中			MU2.5H3L5.0(5.08) 开发中										
外形图 Dimension															

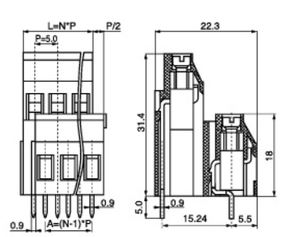

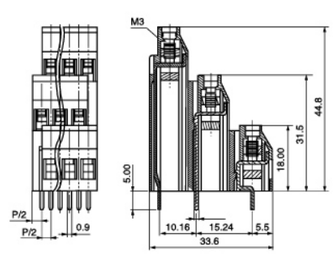

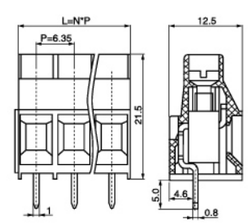

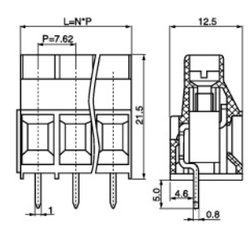

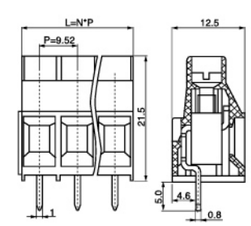

PCB 印刷電路板端子—歐式接綫端子 MU 系列
Printed Circuit Board Terminal Block —— European Terminal Block MU Series

型　号 Model	MU2.5H2/5.08			MU10H10.16		
间　距 Picth	5.08mm			10.16mm		
认　证 Approval						
UL 数据 UL Technical Data	B	C	D	B	C	D
电　压 Nom.Voltage (V)	300			300		
电　流 Nom.Current (A)	20			57		
连接线径 Wire Size (AWG)	30-12			20-6		
IEC数据 IEC Toohnical Data						
材料组别 Material Group		I			I	
过电类型 Surge Voltage Category	III	III	III	III	III	II
污染等级 Contamination Calass	3	2	2	3	2	2
额定电压 Rated Voltage (V)	250	400	630	690	1000	1000
冲击电压 Rated Surge Voltage (KV)	4	4	4	8	8	6
电流/导线 Current(A)/ Cross Section		24/2.5			57/10	
连接容量 Connection Capacity						
单股导线 Solid (mm)		0.2-4			0.5-6	
多股导线 Strand (mm²)		0.2-2.5			0.5-10	
美规导线 Wire Sizes (AWG)		30-12			20-6	
额定扭力 Torque (N*m)		0.5-0.6			1.2-1.5	
剥线长度 Stripping Length (mm²)		8			10	
材　料 Material						
绝缘材料 Insulation Material		PA			PA	
阻燃等级 Inflammability Class (UL94)		V0			V0	
导电压片 Contact		黄铜 / Brass			黄铜 / Brass	
螺　钉 Screw		M3 钢 / M3 Steel			M4 钢 / M4 Steel	
使用温度 Operation Temperature (ºC)		-40ºC~+105ºC			-40ºC~+105ºC	
位　数 No.of Position		型号 Model			型号 Model	
2		MU2.5H2R/5.08/2-GN			MU10H10.16/2-GN	
3		MU2.5H2R/5.08/3-GN			MU10H10.16/3-GN	
产品状态 Product Status						
外形图 Dimension						

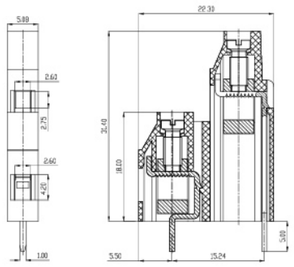

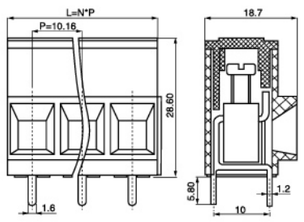

PCB 印刷電路板端子—歐式接綫端子 MU 系列
Printed Circuit Board Terminal Block —— European Terminal Block MU Series



概述
欧式接线端子(MU Series)是可焊接到印制线路板(PCB板)应用最广泛的产品之一，凸轮连接又称偏心式连接，其连接原理：利用螺钉顶住凸轮，通过杠杆 将导线可靠的压在导电片上。

特点
进线与锁螺钉在同一方向，有效节省连接空间；
接触压力高，连接可靠；螺钉防掉；
导线无须预处理；防手指触摸；
良好的气密连接；
此系列采用单Pin相互拼装方式，可以提供02-24位的任意位数。材料选择方面，塑料件具有良好的绝缘性能(CTI>600V)和高防火等级(UL94 V-0)，导电部件采用优质的黄铜镀锡，具备良好的导电和焊接性能。

Application
European terminal block is one of the most widely used product which can be soldered to the printed circuit board.when screw tighten,the connecting wire will be pressed by cam and fixed on terminal block reliably.

Advantage
High contact pressure insure good gas tightness connecting.The structure is finger proof and the screw is anti-drop.Insulation material have fire prevention function and conductor material keep good solderability and electrical conductivity.Connection position:2 to 24(Assembly by 2 positions part and 3 positions part)

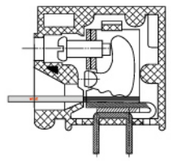

型　号 Model	MU2.5CA/H5.0
间　距 Picth	5.00mm
认　证 Approval	
UL 数据 UL Technical Data	B　C　D
电　压 Nom.Voltage (V)	300
电　流 Nom.Current (A)	20
连接线径 Wire Size (AWG)	30-12
IEC数据 IEC Toohnical Data	
材料组别 Material Group	I
过电类型 Surge Voltage Category	III　III　III
污染等级 Contamination Calass	3　2　2
额定电压 Rated Voltage (V)	250　320　630
冲击电压 Rated Surge Voltage (KV)	4　4　4
电流/导线 Current(A)/ Cross Section	24/2.5
连接容量 Connection Capacity	
单股导线 Solid (mm²)	0.2-4.0
多股导线 Strand (mm²)	0.2-2.5
美规导线 Wire Sizes (AWG)	30-12
额定扭力 Torque (N*m)	0.5-0.6
剥线长度 Stripping Length (mm²)	9
材　料 Material	
绝缘材料 Insulation Material	PA
阻燃等级 Inflammability Class (UL94)	V0
导电压片 Contact	黄铜 / Brass
螺　钉 Screw	M2.5 钢 / M2.5 Steel
使用温度 Operation Temperature (ºC)	-40ºC~+105ºC
位　数 No.of Position	**型号 Model**
2	MU2.5CA/H5.0/2-GN
3	MU2.5CA/H5.0/3-GN
...	...
24	MU2.5CA/H5.0/24-GN
产品状态 Product Status	MU2.5CA/H5.0 开发中
外形图 Dimension	

产品命名Naming System
MU2.5 CA/ □□-□-□

- 颜色 Color Code
  - BK
  - GN
  - GY
  - BE
- 位数 Position
- 间距 Picth
- 进线方向 Wire direction
  - H: 导线平行于 PCB
  - V: 导线垂直于 PCB
- 凸轮接线 Cam connection
- 连接容量 Connect capacity

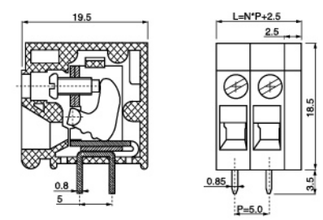

PCB 印刷電路板端子—歐式接綫端子 MU 系列
Printed Circuit Board Terminal Block　　European Terminal Block MU Series

型　号 Model		MU2.5CA/H10.0			MU2.5CA/V5.0			MU2.5CA/10.0		
间　距 Picth		5.00mm			5.00mm			5.00mm		
认　证 Approval		UL CE			UL CE			UL CE		
UL 数据 UL Technical Data		B	C	D	B	C	D	B	C	D
电　压 Nom.Voltage	(V)	300			300			300		
电　流 Nom.Current	(A)	20			20			20		
连接线径 Wire Size	(AWG)	30-12			30-12			30-12		
IEC数据 IEC Toohnical Data										
材料组别 Material Group			I			I			I	
过电类型 Surge Voltage Category		III	III	III	III	III	III	III	III	III
污染等级 Contamination Calass		3	2	2	3	2	2	3	2	2
额定电压 Rated Voltage	(V)	250	320	630	250	320	630	250	320	630
冲击电压 Rated Surge Voltage	(KV)	4	4	4	4	4	4	4	4	4
电流/导线 Current(A)/ Cross Section			24/2.5			24/2.5			24/2.5	
连接容量 Connection Capacity										
单股导线 Solid	(mm²)		0.2-4.0			0.2-4.0			0.2-4.0	
多股导线 Strand	(mm²)		0.2-2.5			0.2-2.5			0.2-2.5	
美规导线 Wire Sizes	(AWG)		30-12			30-12			30-12	
额定扭力 Torque	(N*m)		0.5-0.6			0.5-0.6			0.5-0.6	
剥线长度 Stripping Length	(mm²)		9			9			9	
材　料 Material										
绝缘材料 Insulation Material			PA			PA			PA	
阻燃等级 Inflammability Class	(UL94)		V0			V0			V0	
导电压片 Contact			黄铜 / Brass			黄铜 / Brass			黄铜 / Brass	
螺　钉 Screw			M2.5 钢 / M2.5 Steel			M2.5 钢 / M2.5 Steel			M2.5 钢 / M2.5 Steel	
使用温度 Operation Temperature	(℃)		-40℃~+105℃			-40℃~+105℃			-40℃~+105℃	
位　数 No.of Position			型号 Model			型号 Model			型号 Model	
2			MU2.5CA/H10.0/2-GN			MU2.5CA/V5.0/2-GN			MU2.5CA/V10.0/2-GN	
3			MU2.5CA/H10.0/3-GN			MU2.5CA/V5.0/3-GN			MU2.5CA/V10.0/3-GN	
...			...			...			...	
24			MU2.5CA/H10.0/24-GN			MU2.5CA/V5.0/24-GN			MU2.5CA/V10.0/24-GN	
产品状态 Product Status			MU2.5CA/H10.0 开发中			MU2.5CA/V5.0 开发中			MU2.5CA/V10.0 开发中	
外形图 Dimension										

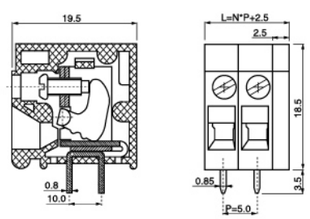

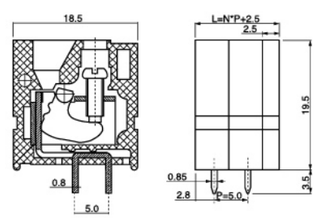

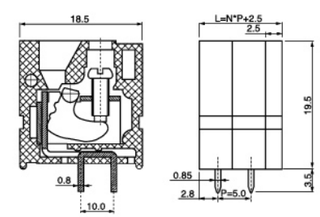

PCB 印刷電路板端子—歐式接綫端子 MU 系列
Printed Circuit Board Terminal Block —— European Terminal Block MU Series







概述

欧式接线端子(MU Series)是可焊接到印制线路板(PCB板)应用最广泛的产品之一，护线式连接原理：利用螺钉升降，迫使压片压紧导线，导线和螺钉之间不直接接触，有限避免锁线过程中导线的断裂。

特点

接触压力高，连接可靠；螺钉防掉；
导线无须预处理；防手指触摸；
良好的气密连接；
此系列采用单02～03位为基本单元，通过拼接方式，可以提供02～24为的任意位数。材料选择方面，塑料件具有良好的绝缘性能(CTI>600V)和高防火等级(UL94 V-0)，导电部件采用优质的黄铜镀锡，具备良好的导电和焊接性能；护线压片采用优质磷铜镀锡，保证有效的气密连接。

Application

European terminal block is one of the most widely used product which can be soldered to the printed circuit board.when screw tightened,the connecting wire will be pressed by screw and fixed on terminal block reliably without mechanical damage.

Advantage

High contact pressure insure good gas tightness connecting.The structure is finger proof and the screw is anti-drop.Insulation material have fire prevention function and conductor material keep good solderability and electrical conductivity.
Connection position:2 to 24(Assembly by 2 positions part and 3 positions part)

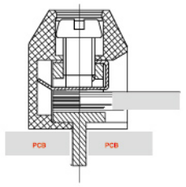

产品命名Naming System

MU1.5 P/ □□-□-□

- 颜色 Color Code: BK, GN, GY, BE
- 位数 Position
- 间距 Picth
- 进线方向 Wire direction
  - H: 导线平行于 PCB
  - V: 导线垂直于 PCB
- 护线式接线 Protective connection
- 连接容量 Connect capacity

型 号 Model		MU1.5P/H5.0(H5.08)			MU1.5P/ V5.0(V5.08)			MU2.5P/H5.0			MU2.5P/H7.5		
间 距 Picth		5.00mm(5.08mm)			5.00mm(5.08mm)			5.00mm			7.50mm		
认 证 Approval		UL CE			UL CE			UL CE			UL CE		
UL 数据 UL Technical Data		B	C	D	B	C	D	B	C	D	B	C	D
电 压 Nom.Voltage	(V)	300			300			300			300		
电 流 Nom.Current	(A)	15			15			20			20		
连接线径 Wire Size	(AWG)	26-14			26-14			20-12			20-12		
IEC数据 IEC Toohnical Data													
材料组别 Material Group			I			I			I			I	
过电类型 Surge Voltage Category		III	III	II	III	III	II	III	III	II	III	III	II
污染等级 Contamination Calass		3	2	2	3	2	2	3	2	2	3	2	2
额定电压 Rated Voltage	(V)	250	320	630	250	320	630	250	320	630	500	800	1000
冲击电压 Rated Surge Voltage	(KV)	4	4	4	4	4	4	4	4	4	4	4	4
电流/导线 Current(A)/ Cross Section			17.5/1.5			17.5/1.5			24/2.5			24/2.5	
连接容量 Connection Capacity													
单股导线 Solid	(mm²)		0.2-2.5			0.2-2.5			0.5-4			0.5-4	
多股导线 Strand	(mm²)		0.2-1.5			0.2-1.5			0.5-2.5			0.5-2.5	
美规导线 Wire Sizes	(AWG)		26-14			26-14			20-12			20-12	
额定扭力 Torque	(N*m)		0.6			0.6			0.6			0.6	
剥线长度 Stripping Length	(mm²)		5			5			6.5			6.5	
材 料 Material													
绝缘材料 Insulation Material			PA			PA			PA			PA	
阻燃等级 Inflammability Class	(UL94)		V0			V0			V0			V0	
导电压片 Contact			黄铜 / Brass			黄铜 / Brass			黄铜 / Brass			黄铜 / Brass	
螺 钉 Screw			M2.5 钢 / M2.5 Steel			M2.5 钢 / M2.5 Steel			M3 钢 / M3 Steel			M3 钢 / M3 Steel	
使用温度 Operation Temperature	(℃)		-40℃~+105℃			-40℃~+105℃			-40℃~+105℃			-40℃~+105℃	
位 数 No.of Position			型号 Model			型号 Model			型号 Model			型号 Model	
2			MU1.5P/H5.0(H5.08)/2-GN			MU1.5P/V5.0(V5.08)/2-GN			MU2.5P/H5.0/2-GN			MU2.5P/H7.5/2-GN	
3			MU1.5P/H5.0(H5.08)/3-GN			MU1.5P/V5.0(V5.08)/3-GN			MU2.5P/H5.0/3-GN			MU2.5P/H7.5/3-GN	
产品状态 Product Status			MU1.5P/H5.08开发中			MU1.5P/V5.08 开发中							
外 形 图 Dimension													

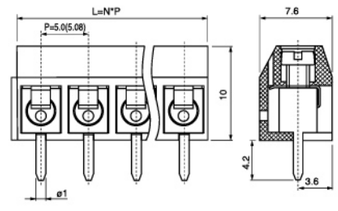

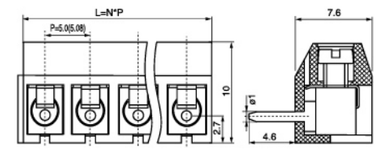

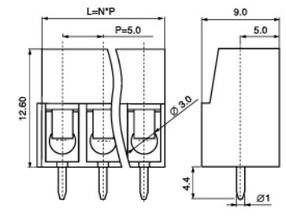

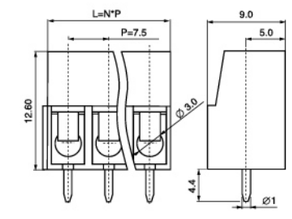

PCB 印刷電路板端子—歐式接綫端子 MU 系列

Printed Circuit Board Terminal Block —— European Terminal Block MU Series



型　号 Model		MU2.5P/V5.0			MU2.5P/V7.5		
间　距 Picth		5.00mm			7.50mm		
认　证 Approval		UL CE			UL CE		
UL 数据 UL Technical Data		B	C	D	B	C	D
电　压 Nom.Voltage	(V)	300			300		
电　流 Nom.Current	(A)	20			20		
连接线径 Wire Size	(AWG)	20-12			20-12		
IEC数据 IEC Toohnical Data							
材料组别 Material Group			I			I	
过电类型 Surge Voltage Category		III	III	II	III	III	II
污染等级 Contamination Calass		3	2	2	3	2	2
额定电压 Rated Voltage	(V)	250	320	630	500	800	1000
冲击电压 Rated Surge Voltage	(KV)	4	4	4	4	4	4
电流/导线 Current(A)/ Cross Section			24/2.5			24/2.5	
连接容量 Connection Capacity							
单股导线 Solid	(mm)		0.5-4			0.5-4	
多股导线 Strand	(mm²)		0.5-2.5			0.5-2.5	
美规导线 Wire Sizes	(AWG)		20-12			20-12	
额定扭力 Torque	(N*m)		0.6			0.6	
剥线长度 Stripping Length	(mm²)		6.5			6.5	
材　料 Material							
绝缘材料 Insulation Material			PA			PA	
阻燃等级 Inflammability Class	(UL94)		V0			V0	
导电压片 Contact			黄铜 / Brass			黄铜 / Brass	
螺　钉 Screw			M3 钢 / M3 Steel			M3 钢 / M3 Steel	
使用温度 Operation Temperature	(ºC)		-40ºC~+105ºC			-40ºC~+105ºC	
位　数 No.of Position			型号 Model			型号 Model	
2			MU2.5P/V5.0/2-GN			MU2.5P/V7.5/2-GN	
3			MU2.5P/V5.0/3-GN			MU2.5P/V7.5/3-GN	
产品状态 Product Status							
外形图 Dimension							

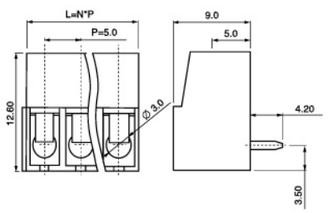

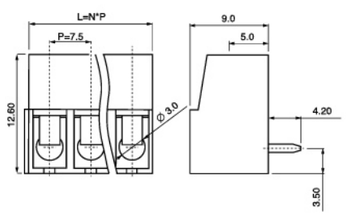

PCB 印刷電路板端子—歐式接綫端子 MU 系列

Printed Circuit Board Terminal Block —— European Terminal Block MU Series



概述

欧式接线端子(MU Series)是可焊接到印制线路板(PCB板)应用最广泛的产品之一，弹片＆笼式弹簧连接原理；利用弹片或笼式弹簧的弹力，将导线牢靠的压紧在导电部件上。

特点

接线方便，操作简单；(节约接线时间 60% 以上)；
优异的抗振动性能；　良好的气密连接；
节省空间；
此系列采用单 Pin 相互拼接方式，通过拼接方式，可以提供 02～24 位的任意位数。材料选择方面，塑料件具有良好的绝缘性能(CTI>600V)和高防火等级(UL94 V–0)，导电部件采用优质的黄铜镀锡，具备良好的导电和焊接性能；弹片＆笼式弹簧采用优质不锈钢，保证可靠的连接力度。

Application

European terminal block is one of the most widely used product which can be soldered to the printed circuit board.Principle of spring connecting:Connecting wire is pressed on conductor by spring and fixed on terminal block effectively.

Advantage

This type terminal block wiring convenient, and saving time because of simple operating of connecting.The struture is finger proof and shake proof.High contact pressure insure good gas tightness connecting.Insulation material have fire prevention function and conductor material keep good solderability and electrical conductivity.
Connection position:2 to 24(Assembly by 2 positions part and 3 positions part)

型　号 Model		MU0.5SP/HD2.54		
间　距 Picth		2.54mm		
认　证 Approval		CE		
UL 数据 UL Technical Data		B	C	D
电　压 Nom.Voltage	(V)	150		
电　流 Nom.Current	(A)	6		
连接线径 Wire Size	(AWG)	26-18		
IEC数据 IEC Toohnical Data				
材料组别 Material Group			I	
过电类型 Surge Voltage Category		III	III	II
污染等级 Contamination Calass		3	2	2
额定电压 Rated Voltage	(V)	63	160	320
冲击电压 Rated Surge Voltage	(KV)	2.5	2.5	2.5
电流/导线 Current(A)/ Cross Section			6/0.5	
连接容量 Connection Capacity				
单股导线 Solid	(mm²)		0.14-0.5	
多股导线 Strand	(mm²)		0.14-0.5	
美规导线 Wire Sizes	(AWG)		26-18	
额定扭力 Torque	(N*m)		-	
剥线长度 Stripping Length	(mm²)		11	
材　料 Material				
绝缘材料 Insulation Material			PA	
阻燃等级 Inflammability Class	(UL94)		V0	
导电压片 Contact			黄铜 / Brass	
螺　钉 Screw			-	
使用温度 Operation Temperature	(ºC)		-40ºC~+105ºC	
位　数 No.of Position			型号 Model	
2			MU0.5SP/HD2.54/2-GN	
3			MU0.5SP/HD2.54/3-GN	
...			...	
24			MU0.5SP/HD2.54/24-GN	
产品状态 Product Status			MU0.5SP/HD2.54 开发中	
外形图 Dimension				

产品命名 Naming System

MU □□/□□/□-□

颜色 Color Code
- BK
- GN
- GY
- BE

位数 Position

间距 Picth

进线方向 Wire direction
- H: 导线平行于 PCB
- HD: 导线平行于 PCB，双引脚
- V: 导线垂直于 PCB
- VD:导线垂直于 PCB，双引脚
- A: 导线与 PCB 成 135°
- AD: 导线与 PCB 成 135°，双引脚

接线方式
- SP: 弹式接线
- CG: 笼式弹簧接线

连接容量 Connect capacity

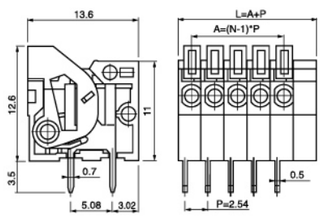

PCB 印刷電路板端子—歐式接綫端子 MU 系列

Printed Circuit Board Terminal Block —— European Terminal Block MU Series





型　号 Model	MU0.5SP/VD2.54			MU1.5SP/HD3.81			MU1.5SP/AD3.5			MU1.5SP/A3.5			MU1.5SP/HD5.08		
间　距 Picth	2.54mm			3.81mm			3.50mm			3.50mm			5.08mm		
认　证 Approval	CE			CE			CE			CE			CE		
UL 数据 UL Technical Data	B	C	D	B	C	D	B	C	D	B	C	D	B	C	D
电　压 Nom.Voltage (V)	150			300		300	300		300	300		300	300		300
电　流 Nom.Current (A)	6			10		10	5		10	5		10	10		10
连接线径 Wire Size (AWG)	26-18			20-16		20-16	20-16sol		20-16sol	20-16sol		20-16sol	22-16		22-16
IEC数据 IEC Toohnical Data															
材料组别 Material Group		I			I			I			I			I	
过电类型 Surge Voltage Category	III	III	II	III	III	II	III	III	II	III	III	II	III	III	II
污染等级 Contamination Calass	3	2	2	3	2	2	3	2	2	3	2	2	3	2	2
额定电压 Rated Voltage (V)	63	160	320	160	160	320	160	160	320	160	160	320	320	320	630
冲击电压 Rated Surge Voltage (KV)	2.5	2.5	2.5	2.5	2.5	2.5	2.5	2.5	2.5	2.5	2.5	2.5	4	4	4
电流/导线 Current(A)/ Cross Section		6/0.5			17.5/1.5			5/0.75			5/0.75			17.5/1.5	
连接容量 Connection Capacity															
单股导线 Solid (mm)		0.14-0.5			0.5-1.5			0.5–0.75			0.5–0.75			0.5-1.5	
多股导线 Strand (mm²)		0.14-0.5			0.5-1.5			-			-			0.5-1.5	
美规导线 Wire Sizes (AWG)		26-18			20-16			22–18			22–18			22-16	
额定扭力 Torque (N*m)		-			-			-			-			-	
剥线长度 Stripping Length (mm²)		11			10			8			8			10	
材　料 Material															
绝缘材料 Insulation Material		PA			PA			PA			PA			PA	
阻燃等级 Inflammability Class (UL94)		V0			V0			V0			V0			V0	
导电压片 Contact		黄铜 / Brass			黄铜 / Brass			黄铜 / Brass			黄铜 / Brass			黄铜 / Brass	
螺　钉 Screw		-			-			-			-			-	
使用温度 Operation Temperature (ºC)		-40ºC~+105ºC			-40ºC~+105ºC			-40ºC~+105ºC			-40ºC~+105ºC			-40ºC~+105ºC	
位　数 No.of Position		型号 Model			型号 Model			型号 Model			型号 Model			型号 Model	
2		MU0.5SP/VD2.54/2-GN			MU1.5SP/HD3.81/2-GN			MU1.5SP/AD3.5/2-GN			MU1.5SP/A3.5/2-GN			MU1.5SP/HD5.0(5.08)/2-GN	
3		MU0.5SP/VD2.54/2-GN			MU1.5SP/HD3.81/3-GN			MU1.5SP/AD3.5/3-GN			MU1.5SP/A3.5/3-GN			MU1.5SP/HD5.0(5.08)/3-GN	
...		...			...			...			...			...	
24		MU0.5SP/VD2.54/24-GN			MU1.5SP/HD3.81/24-GN			MU1.5SP/AD3.5/24-GN			MU1.5SP/A3.5/24-GN			MU1.5SP/HD5.0(5.08)/24-GN	
产品状态 Product Status	MU0.5SP/VD2.54 开发中														
外形图 Dimension															

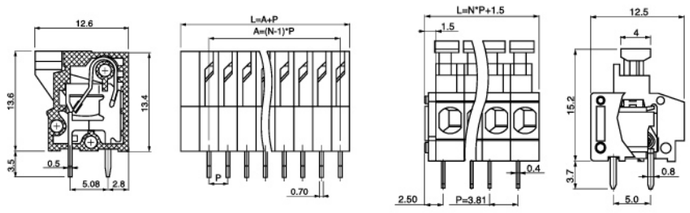

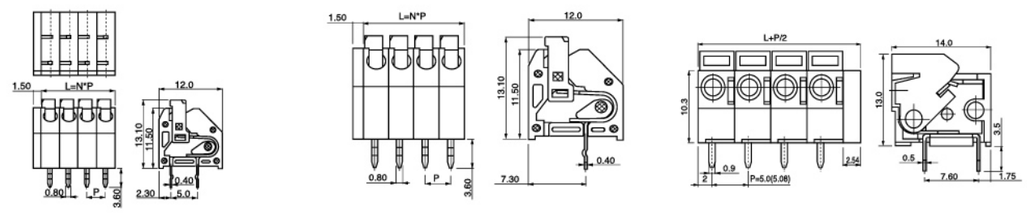

PCB 印刷電路板端子—歐式接綫端子 MU 系列

Printed Circuit Board Terminal Block —— European Terminal Block MU Series





型　号 Model		MU1.5SP/VD5.08			MU2.5SP/HD5.08			MU1.5CG/AD5.0(5.08)		
间　距 Picth		5.08mm			5.08mm			5.00mm(5.08mm)		
认　证 Approval		CE			CE			UL CE		
UL 数据 UL Technical Data		B	C	D	B	C	D	B	C	D
电　压 Nom.Voltage	(V)	300		300	300		300	300		
电　流 Nom.Current	(A)	10		10	10		10	15		
连接线径 Wire Size	(AWG)	22-16		22-16	20-14		20-14	26-12		
IEC数据 IEC Toohnical Data										
材料组别 Material Group			I			I			I	
过电类型 Surge Voltage Category		III	III	II	III	III	II	III	III	II
污染等级 Contamination Calass		3	2	2	3	2	2	3	2	2
额定电压 Rated Voltage	(V)	320	320	630	320	320	630	250	320	630
冲击电压 Rated Surge Voltage	(KV)	4	4	4	2.5	2.5	2.5	4	4	4
电流/导线 Current(A)/ Cross Section			17.5/1.5			24/2.5			17.5/1.5	
连接容量 Connection Capacity										
单股导线 Solid	(mm)		0.5-1.5			0.5-2.5			0.2-2.5	
多股导线 Strand	(mm²)		0.5-1.5			0.5-2.5			0.2-1.5	
美规导线 Wire Sizes	(AWG)		22-16			14-20			24-14	
额定扭力 Torque	(N*m)		-			-			-	
剥线长度 Stripping Length	(mm²)		10			10			7.5	
材　料 Material										
绝缘材料 Insulation Material			PA			PA			PA	
阻燃等级 Inflammability Class	(UL94)		V0			V0			V0	
导电压片 Contact			黄铜 / Brass			黄铜 / Brass			黄铜 / Brass	
螺　钉 Screw			-			-			-	
使用温度 Operation Temperature	(ºC)		-40ºC~+105ºC			-40ºC~+105ºC			-40ºC~+105ºC	
位　数 No.of Position			型号 Model			型号 Model			型号 Model	
2			MU1.5SP/VD5.0(5.08)/2-GN			MU2.5SP/HD5.0(5.08)/2-GN			MU1.5CG/AD5.0(5.08)/2-GN	
3			MU1.5SP/VD5.0(5.08)/3-GN			MU2.5SP/HD5.0(5.08)/3-GN			MU1.5CG/AD5.0(5.08)/3-GN	
...			...			...			...	
24			MU1.5SP/VD5.0(5.08)/24-GN			MU2.5SP/HD5.0(5.08)/24-GN			MU1.5CG/AD5.0(5.08)/24-GN	
产品状态 Product Status						MU2.5SP/HD5.0(5.08) 开发中			MU1.5CG/AD5.08 开发中	
外形图 Dimension										

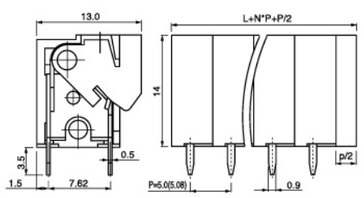

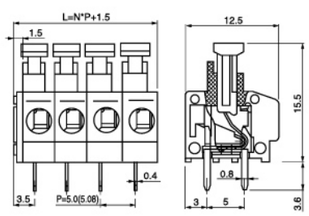

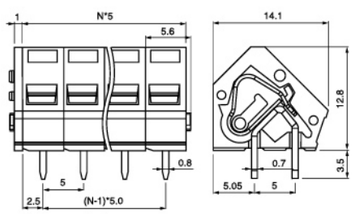

PCB 印刷電路板端子—插拔式接綫端子插座 MA 系列

Printed Circuit Board Terminal Block —— Plug-in Terminal Block Plug base MA Series



概述

欧式接线端子(MA Series)中另一种接线端子-而插拔式接线母线座已经成为工业电子设备的标准产品。此系列产品結合了维护操作简便和连接可靠两大特点，其连接方式有多种形式：升降筒、偏心式、弹片、笼式弹簧。

Application

Plug-in terminal block,another type terminal block of European terminals(MA series) has become industry sdandard products.It is much appreciated by users ,because of convenient maitaining and simple operating of connecting.

特点

各接线位呈直线形排列；
标识清晰易读，各个接线位的对应关系明了易辨；
可以根据需要，优化选择插拔方向、螺丝刀操作方向及接线方向；
连接可靠方便，接线安全性高，抗腐蚀性极强；
绝缘外壳牢固耐用，阻燃等级高，防手指触摸；
此系列采用一体化结构，可以提供02－24位的任意位数。材料选择方面，塑料采用具有良好的绝缘性能(CTI>600V)和高防火等级(UL94 V-0)，导电部件采用优质的磷铜，具备良好的导电性和适中的插拔力。

Advantage

This type terminal block wiring convenient, and saving time because of simple operating of connecting.The struture is finger proof and shake proof.High contact pressure insure good gas tightness connecting.Insulation material have fire prevention function and conductor material keep good solderability and electrical conductivity.
Connection position:2 to 24(Assembly by 2 positions part and 3 positions part)

产品命名Naming System

MA □□/□□/□□-□

颜色 Color Code
- BK
- GN
- GY
- BE

位数 Position

间距 Picth

进线方向 Wire direction
- H: 导线平行于插拔方向
- HF: 导线平行于插拔方向，带法兰
- V: 导线垂直于插拔方向
- VF:导线垂直于插拔方向，带法兰
- VR: 导线垂直于插拔方向，背面进线
- VRF:导线垂直于插拔方向，背面进线且有法兰
- A:导线与插拔方向成135°
- AF: 导线与插拔方向成135° 且有法兰
- N: 带法兰螺螺母

接线方式 Connectin type
- Blank 螺钉接线(升降筒)
- SP 弹片接线
- CA 凸轮接线
- CG 笼式弹簧接线
- I 反向安装(Inverted)

连接容量 Connect capacity

型 号 Model		MA1.5/H3.50(3.81)			MA1.5/HF3.50(3.81)		
间 距 Picth		3.50mm(3.81mm)			3.50mm(3.81mm)		
认 证 Approval		UL CE			UL CE		
UL 数据 UL Technical Data		B	C	D	B	C	D
电 压 Nom.Voltage	(V)	300			300		
电 流 Nom.Current	(A)	8			8		
连接线径 Wire Size	(AWG)	30-16			30-16		
IEC数据 IEC Toohnical Data							
材料组别 Material Group			I			I	
过电类型 Surge Voltage Category		III	III	II	III	III	II
污染等级 Contamination Calass		3	2	2	3	2	2
额定电压 Rated Voltage	(V)	160	160	320	160	160	320
冲击电压 Rated Surge Voltage	(KV)	2.5	2.5	2.5	2.5	2.5	2.5
电流/导线 Current(A)/ Cross Section			8/1.5			8/1.5	
连接容量 Connection Capacity							
单股导线 Solid	(mm)		0.08-1.5			0.08-1.5	
多股导线 Strand	(mm²)		0.08-1.5			0.08-1.5	
美规导线 Wire Sizes	(AWG)		30-16			30-16	
额定扭力 Torque	(N*m)		0.22-0.25			0.22-0.25	
剥线长度 Stripping Length	(mm²)		7			7	
材 料 Material							
绝缘材料 Insulation Material			PA			PA	
阻燃等级 Inflammability Class	(UL94)		V0			V0	
导电压片 Contact			磷铜			磷铜	
螺 钉 Screw			M2 钢 / M2 Steel			M2 钢 / M2 Steel	
使用温度 Operation Temperature	(°C)		-40°C~+105°C			-40°C~+105°C	
位 数 No.of Position			**型号 Model**			**型号 Model**	
2			MA1.5/H3.50(3.81)/2-GN			MA1.5/HF3.50(3.81)/2-GN	
3			MA1.5/H3.50(3.81)/3-GN			MA1.5/HF3.50(3.81)/3-GN	
...			...			...	
24			MA1.5/H3.50(3.81)/24-GN			MA1.5/HF3.50(3.81)/24-GN	
产品状态 Product Status							
外 形 图 Dimension							

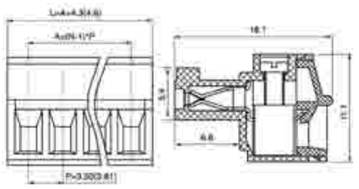

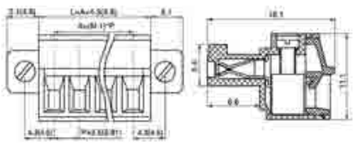

PCB 印刷電路板端子—插拔式接綫端子插座 MA 系列

Printed Circuit Board Terminal Block
Plug-in Terminal Block Plug base MA Series

型 号 Model		MA1.5/V3.50(3.81)			MA1.5/VF3.50(3.81)			MA1.5/VR3.5(3.81)			MA1.5/VRF3.5(3.81)			MA2.5/H5.0(5.08)		
间 距 Picth		3.50mm(3.81mm)			3.50mm(3.81mm)			3.50mm(3.81mm)			3.50mm(3.81mm)			5.00mm(5.08mm)		
认 证 Approval		UL CE			UL CE			UL CE			UL CE			UL CE		
UL 数据 UL Technical Data		B	C	D	B	C	D	B	C	D	B	C	D	B	C	D
电 压 Nom.Voltage	(V)	300			300			300			300			300		300
电 流 Nom.Current	(A)	8			8			8			8			18		10
连接线径 Wire Size	(AWG)	30-16			30-16			30-16			30-16			30-12		30-12
IEC数据 IEC Toohnical Data																
材料组别 Material Group			I			I			I			I			I	
过电类型 Surge Voltage Category		III	III	II	III	III	II	III	III	II	III	III	II	III	III	II
污染等级 Contamination Calass		3	2	2	3	2	2	3	2	2	3	2	2	3	2	2
额定电压 Rated Voltage	(V)	160	160	320	160	160	320	160	160	320	160	160	320	250	320	630
冲击电压 Rated Surge Voltage	(KV)	2.5	2.5	2.5	2.5	2.5	2.5	2.5	2.5	2.5	2.5	2.5	2.5	4	4	4
电流/导线 Current(A)/ Cross Section			8/1.5			8/1.5			8/1.5			8/1.5			18/2.5	
连接容量 Connection Capacity																
单股导线 Solid	(mm)		0.08-1.5			0.08-1.5			0.08-1.5			0.08-1.5			0.14-2.5	
多股导线 Strand	(mm^2)		0.08-1.5			0.08-1.5			0.08-1.5			0.08-1.5			0.14-2.5	
美规导线 Wire Sizes	(AWG)		30-16			30-16			30-16			30-16			30-12	
额定扭力 Torque	(N*m)		0.22-0.25			0.22-0.25			0.22-0.25			0.22-0.25			0.6	
剥线长度 Stripping Length	(mm^2)		7			7			7			7			7	
材 料 Material																
绝缘材料 Insulation Material			PA			PA			PA			PA			PA	
阻燃等级 Inflammability Class	(UL94)		V0			V0			V0			V0			V0	
导电压片 Contact			磷铜			磷铜			黄铜 / Brass			黄铜 / Brass			磷铜	
螺 钉 Screw			M2 钢 / M2 Steel			M2 钢 / M2 Steel			M2 钢 / M2 Steel			M2 钢 / M2 Steel			M3 钢 / M3 Steel	
使用温度 Operation Temperature	(°C)		-40°C~+105°C			-40°C~+105°C			-40°C~+105°C			-40°C~+105°C			-40°C~+105°C	
位 数 No.of Position			型号 Model			型号 Model			型号 Model			型号 Model			型号 Model	
2			MA1.5/V3.50(3.81)/2-GN			MA1.5/VF3.50(3.81)/2-GN			MA1.5/VR3.50(3.81)/2-GN			MA1.5/VRF3.50(3.81)/2-GN			MA2.5/H5.0(5.08)/2-GN	
3			MA1.5/V3.50(3.81)/3-GN			MA1.5/VF3.50(3.81)/3-GN			MA1.5/VR3.50(3.81)/3-GN			MA1.5/VRF3.50(3.81)/3-GN			MA2.5/H5.0(5.08)/3-GN	
...			...			...			...			...			...	
24			MA1.5/V3.50(3.81)/24-GN			MA1.5/VF3.50(3.81)/24-GN			MA1.5/VR3.50(3.81)/24-GN			MA1.5/VRF3.50(3.81)/24-GN			MA2.5/H5.0(5.08)/24-GN	
产品状态 Product Status																
外 形 图 Dimension																

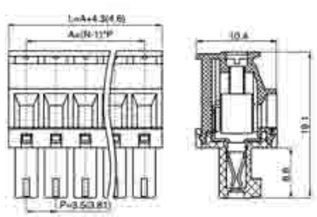
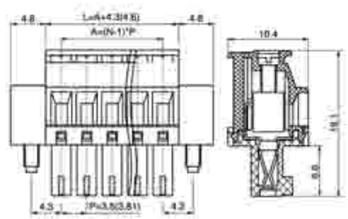
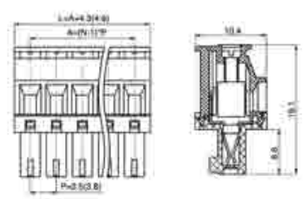
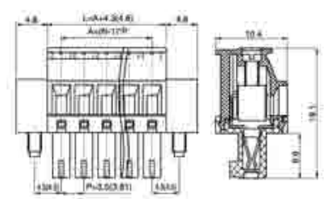
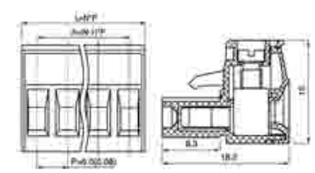

PCB 印刷電路板端子—插拔式接綫端子插座 MA 系列

Printed Circuit Board Terminal Block
Plug-in Terminal Block Plug base MA Series

型 号 Model		MA2.5/H7.62			MA2.5/HF5.0(5.08)		
间 距 Picth		7.62mm			5.00mm(5.08mm)		
认 证 Approval		UL CE			UL CE		
UL 数据 UL Technical Data		B	C	D	B	C	D
电 压 Nom.Voltage	(V)	300		300	300		300
电 流 Nom.Current	(A)	18		10	18		10
连接线径 Wire Size	(AWG)	30-12		30-12	30-12		30-12
IEC数据 IEC Toohnical Data							
材料组别 Material Group			I			I	
过电类型 Surge Voltage Category		III	III	II	III	III	II
污染等级 Contamination Calass		3	2	2	3	2	2
额定电压 Rated Voltage	(V)	400	630	1000	250	320	630
冲击电压 Rated Surge Voltage	(KV)	6	6	6	4	4	4
电流/导线 Current(A)/ Cross Section			18/2.5			18/2.5	
连接容量 Connection Capacity							
单股导线 Solid	(mm)		0.14-2.5			0.14-2.5	
多股导线 Strand	(mm^2)		0.14-2.5			0.14-2.5	
美规导线 Wire Sizes	(AWG)		30-12			30-12	
额定扭力 Torque	(N*m)		0.6			0.6	
剥线长度 Stripping Length	(mm^2)		7			7	
材 料 Material							
绝缘材料 Insulation Material			PA			PA	
阻燃等级 Inflammability Class	(UL94)		V0			V0	
导电压片 Contact			磷铜			磷铜	
螺 钉 Screw			M3 钢 / M3 Steel			M3 钢 / M3 Steel	
使用温度 Operation Temperature	(°C)		-40°C~+105°C			-40°C~+105°C	
位 数 No.of Position			型号 Model			型号 Model	
2			MA2.5/H7.62/2-GN			MA2.5/HF5.0(5.08)/2-GN	
3			MA2.5/H7.62/3-GN			MA2.5/HF5.0(5.08)/3-GN	
...			...			...	
24			MA2.5/H7.62/24-GN			MA2.5/HF5.0(5.08)/24-GN	
产品状态 Product Status							
外 形 图 Dimension							

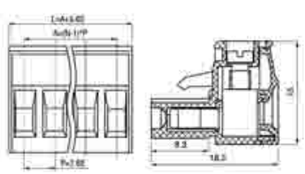
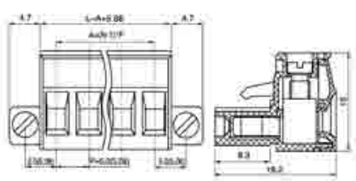

MA2.5/HF7.62			MA2.5/V5.0(5.08)			MA2.5/V7.62		
7.62mm			5.00mm(5.08mm)			7.62mm		
UL CE			UL CE			UL CE		
B	C	D	B	C	D	B	C	D
300		300	300		300	300		300
18		10	18		10	18		10
30-12		30-12	30-12		30-12	30-12		30-12
	I			I			I	
III	III	II	III	III	II	III	III	II
3	2	2	3	2	2	3	2	2
400	630	1000	250	320	630	400	630	1000
6	6	6	4	4	4	6	6	6
	18/2.5			18/2.5			18/2.5	
	0.14-2.5			0.14-2.5			0.14-2.5	
	0.14-2.5			0.14-2.5			0.14-2.5	
	30-12			30-12			30-12	
	0.6			0.6			0.6	
	7			7			7	
	PA			PA			PA	
	V0			V0			V0	
	磷铜			磷铜			磷铜	
	M3 钢 / M3 Steel			M3 钢 / M3 Steel			M3 钢 / M3 Steel	
	-40°C~+105°C			-40°C~+105°C			-40°C~+105°C	
	型号 Model			型号 Model			型号 Model	
	MA2.5/HF7.62/2-GN			MA2.5/V5.0(5.08)/2-GN			MA2.5/V7.62/2-GN	
	MA2.5/HF7.62/3-GN			MA2.5/V5.0(5.08)/3-GN			MA2.5/V7.62/3-GN	
	...			...			...	
	MA2.5/HF7.62/24-GN			MA2.5/V5.0(5.08)/24-GN			MA2.5/V7.62/24-GN	
							MA2.5/V7.62 开发中	

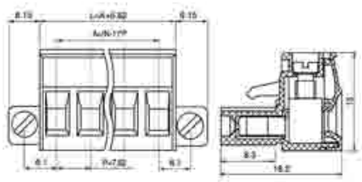
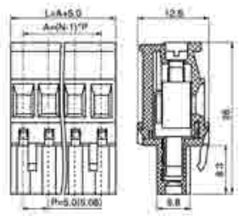
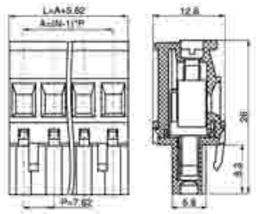

PCB 印刷電路板端子—插拔式接綫端子插座 MA 系列

Printed Circuit Board Terminal Block
Plug-in Terminal Block Plug base MA Series

型 号 Model	MA2.5/VF5.0(5.08)			MA2.5/VF7.62		
间 距 Picth	5.00mm(5.08mm)			7.62mm		
认 证 Approval	UL CE			UL CE		
UL 数据 UL Technical Data	B	C	D	B	C	D
电 压 Nom.Voltage (V)	300		300	300		300
电 流 Nom.Current (A)	18		10	18		10
连接线径 Wire Size (AWG)	30-12		30-12	30-12		30-12
IEC数据 IEC Toohnical Data						
材料组别 Material Group		I			I	
过电类型 Surge Voltage Category	III	III	II	III	III	II
污染等级 Contamination Calass	3	2	2	3	2	2
额定电压 Rated Voltage (V)	250	320	630	400	630	1000
冲击电压 Rated Surge Voltage (KV)	4	4	4	6	6	6
电流/导线 Current(A)/ Cross Section		18/2.5			18/2.5	
连接容量 Connection Capacity						
单股导线 Solid (mm)		0.14-2.5			0.14-2.5	
多股导线 Strand (mm^2)		0.14-2.5			0.14-2.5	
美规导线 Wire Sizes (AWG)		30-12			30-12	
额定扭力 Torque (N*m)		0.6			0.6	
剥线长度 Stripping Length (mm^2)		7			7	
材 料 Material						
绝缘材料 Insulation Material		PA			PA	
阻燃等级 Inflammability Class (UL94)		V0			V0	
导电压片 Contact		磷铜			磷铜	
螺 钉 Screw		M3 钢 / M3 Steel			M3 钢 / M3 Steel	
使用温度 Operation Temperature (°C)		-40°C~+105°C			-40°C~+105°C	
位 数 No.of Position		型号 Model			型号 Model	
2		MA2.5/VF5.0(5.08)/2-GN			MA2.5/VF7.62/2-GN	
3		MA2.5/VF5.0(5.08)/3-GN			MA2.5/VF7.62/3-GN	
...		...			...	
24		MA2.5/VF5.0(5.08)/24-GN			MA2.5/VF7.62/24-GN	
产品状态 Product Status					MA2.5/VF7.62 开发中	
外 形 图 Dimension						

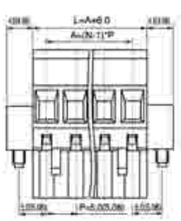
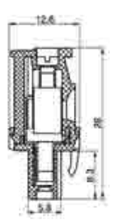

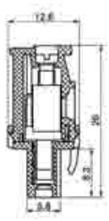

MA2.5/VR5.0(5.08)			MA2.5/VR7.62			MA2.5/VRF5.0(5.08)		
5.00mm(5.08mm)			7.62mm			5.00mm(5.08mm)		
UL CE			UL CE			UL CE		
B	C	D	B	C	D	B	C	D
300		300	300		300	300		300
18		10	18		10	18		10
30-12		30-12	30-12		30-12	30-12		30-12
	I			I			I	
III	III	II	III	III	II	III	III	II
3	2	2	3	2	2	3	2	2
250	320	630	400	600	1000	250	320	630
4	4	4	6	6	6	4	4	4
	18/2.5			18/2.5			18/2.5	
	0.14-2.5			0.14-2.5			0.14-2.5	
	0.14-2.5			0.14-2.5			0.14-2.5	
	30-12			30-12			30-12	
	0.6			0.6			0.6	
	7			7			7	
	PA			PA			PA	
	V0			V0			V0	
	磷铜			磷铜			磷铜	
	M3 钢 / M3 Steel			M3 钢 / M3 Steel			M3 钢 / M3 Steel	
	-40°C~+105°C			-40°C~+105°C			-40°C~+105°C	
	型号 Model			型号 Model			型号 Model	
	MA2.5/VR5.0(5.08)/2-GN			MA2.5/VR7.62/2-GN			MA2.5/VRF5.0(5.08)/2-GN	
	MA2.5/VR5.0(5.08)/3-GN			MA2.5/VR7.62/3-GN			MA2.5/VRF5.0(5.08)/3-GN	
	...			...			...	
	MA2.5/VR5.0(5.08)/24-GN			MA2.5/VR7.62/24-GN			MA2.5/VRF5.0(5.08)/24-GN	
				MA2.5/VR7.62 开发中				

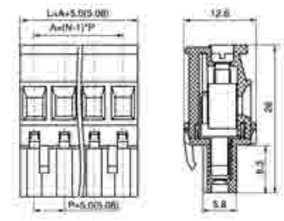
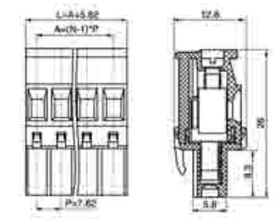
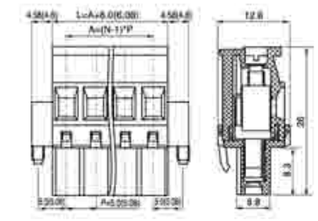

PCB 印刷電路板端子—插拔式接綫端子插座 MA 系列

Printed Circuit Board Terminal Block
Plug-in Terminal Block Plug base MA Series

型 号 Model		MA2.5/VRF7.62			MA2.5I/H5.08		
间 距 Picth		7.62mm			5.08mm		
认 证 Approval		UL CE			UL CE		
UL 数据 UL Technical Data		B	C	D	B	C	D
电 压 Nom.Voltage	(V)	300		300	300		300
电 流 Nom.Current	(A)	18		10	18		10
连接线径 Wire Size	(AWG)	30-12		30-12	30-12		30-12
IEC数据 IEC Toohnical Data							
材料组别 Material Group			I			I	
过电类型 Surge Voltage Category		III	III	II	III	III	II
污染等级 Contamination Calass		3	2	2	3	2	2
额定电压 Rated Voltage	(V)	400	630	1000	250	320	630
冲击电压 Rated Surge Voltage	(KV)	6	6	6	4	4	4
电流/导线 Current(A)/ Cross Section			18/2.5			18/2.5	
连接容量 Connection Capacity							
单股导线 Solid	(mm)		0.14-2.5			0.14-2.5	
多股导线 Strand	(mm²)		0.14-2.5			0.14-2.5	
美规导线 Wire Sizes	(AWG)		30-12			30-12	
额定扭力 Torque	(N*m)		0.6			0.6	
剥线长度 Stripping Length	(mm²)		7			7	
材 料 Material							
绝缘材料 Insulation Material			PA			PA	
阻燃等级 Inflammability Class	(UL94)		V0			V0	
导电压片 Contact			磷铜			磷铜	
螺 钉 Screw			M3 钢 / M3 Steel			M3 钢 / M3 Steel	
使用温度 Operation Temperature	(°C)		-40°C~+105°C			-40°C~+105°C	
位 数 No.of Position			型号 Model			型号 Model	
2			MA2.5/VRF7.62/2-GN			MA2.5I/5.08/2-GN	
3			MA2.5/VRF7.62/3-GN			MA2.5I/5.08/3-GN	
...			...			...	
24			MA2.5/VRF7.62/24-GN			MA2.5I/5.08/24-GN	
产品状态 Product Status			MA2.5/VR7.62开发中				
外 形 图 Dimension							

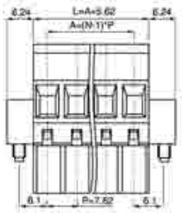
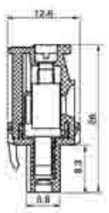
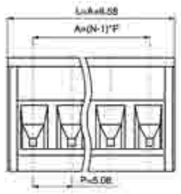
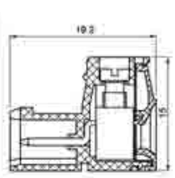

	MA2.5I/F5.08			MA2.5I/N5.08			MA1.5CA/H3.81		
间 距 Picth	5.08mm			5.08mm			3.81mm		
认 证 Approval	UL CE			UL CE			UL CE		
UL 数据 UL Technical Data	B	C	D	B	C	D	B	C	D
电 压 Nom.Voltage	300		300	300		300	300		
电 流 Nom.Current	18		10	18		10	8		
连接线径 Wire Size	30-12		30-12	30-12		30-12	30-16		
IEC数据 IEC Toohnical Data									
材料组别 Material Group		I			I			I	
过电类型 Surge Voltage Category	III	III	II	III	III	II	III	III	II
污染等级 Contamination Calass	3	2	2	3	2	2	3	2	2
额定电压 Rated Voltage	250	320	630	250	320	630	160	160	320
冲击电压 Rated Surge Voltage	4	4	4	4	4	4	2.5	2.5	2.5
电流/导线 Current(A)/ Cross Section		18/2.5			18/2.5			8/2.5	
连接容量 Connection Capacity									
单股导线 Solid		0.14-2.5			0.14-2.5			0.08-1.5	
多股导线 Strand		0.14-2.5			0.14-2.5			0.08-1.5	
美规导线 Wire Sizes		30-12			30-12			30-16	
额定扭力 Torque		0.6			0.6			0.22-0.25	
剥线长度 Stripping Length		7			7			7	
材 料 Material									
绝缘材料 Insulation Material		PA			PA			PA	
阻燃等级 Inflammability Class		V0			V0			V0	
导电压片 Contact		磷铜			磷铜			磷铜	
螺 钉 Screw		M3 钢 / M3 Steel			M3 钢 / M3 Steel			M2 钢 / M2 Steel	
使用温度 Operation Temperature		-40°C~+105°C			-40°C~+105°C			-40°C~+105°C	
位 数 No.of Position		型号 Model			型号 Model			型号 Model	
2		MA2.5I/F5.08/2-GN			MA2.5I/N5.08/2-GN			MA1.5CA/3.81/2-GN	
3		MA2.5I/F5.08/3-GN			MA2.5I/N5.08/3-GN			MA1.5CA/3.81/3-GN	
...		...			...			...	
24		MA2.5I/F5.08/24-GN			MA2.5I/N5.08/24-GN			MA1.5CA/3.81/24-GN	
产品状态 Product Status								MA1.5CA/H3.81 开发中	
外 形 图 Dimension									

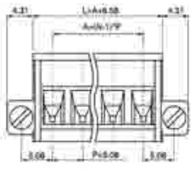

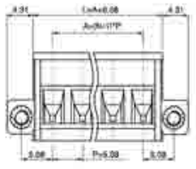
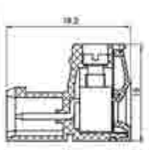
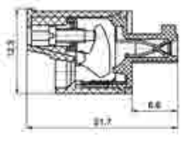
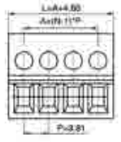

PCB 印刷電路板端子—插拔式接綫端子插座 MA 系列

Printed Circuit Board Terminal Block
Plug-in Terminal Block Plug base MA Series

型　号 Model		MA1.5CA/HF3.81			MA2.5CA/H5.08			MA2.5CA/HF5.08			MA2.5SP/H5.0			MA2.5SP/HF5.0		
间　距 Picth		3.81mm			5.08mm			5.08mm			5.00mm			5.00mm		
认　证 Approval		UL CE			UL CE			UL CE			UL CE			UL CE		
UL 数据 UL Technical Data																
电　压 Nom.Voltage	(V)	300			300		300	300		300	300		300	300		300
电　流 Nom.Current	(A)	8			18		10	18		10	18		10	18		10
连接线径 Wire Size	(AWG)	30-16			30-12		30-12	30-12		30-12	24-12		24-12	24-12		24-12
IEC数据 IEC Toohnical Data																
材料组别 Material Group			I			I			I			I			I	
过电类型 Surge Voltage Category		III	III	II	III	III	II	III	III	II	III	III	II	III	III	II
污染等级 Contamination Calass		3	2	2	3	2	2	3	2	2	3	2	2	3	2	2
额定电压 Rated Voltage	(V)	160	160	320	250	320	630	250	320	630	250	320	630	250	320	630
冲击电压 Rated Surge Voltage	(KV)	2.5	2.5	2.5	4	4	4	4	4	4	4	4	4	4	4	4
电流/导线 Current(A)/ Cross Section			8/1.5			18/2.5			18/2.5			18/2.5			18/2.5	
连接容量 Connection Capacity																
单股导线 Solid	(mm)		0.08-1.5			0.14-2.5			0.14-2.5			0.2-2.5			0.2-2.5	
多股导线 Strand	(mm^2)		0.08-1.5			0.14-2.5			0.14-2.5			0.2-2.5			0.2-2.5	
美规导线 Wire Sizes	(AWG)		30-16			30-12			30-12			24-12			24-12	
额定扭力 Torque	(N*m)		0.22-0.25			0.6			0.6			-			-	
剥线长度 Stripping Length	(mm^2)		7			7			7			10			10	
材　料 Material																
绝缘材料 Insulation Material			PA			PA			PA			PA			PA	
阻燃等级 Inflammability Class	(UL94)		V0			V0			V0			V0			V0	
导电压片 Contact			磷铜			磷铜			磷铜			黄铜 / Brass			黄铜 / Brass	
螺　钉 Screw			M2 钢 / M2 Steel			M2.5 钢 / M2.5 Steel			M2.5 钢 / M2.5 Steel			-			-	
使用温度 Operation Temperature	(°C)		-40°C~+105°C			-40°C~+105°C			-40°C~+105°C			-40°C~+105°C			-40°C~+105°C	
位　数 No.of Position																
2			MA1.5CA/HF3.81/2-GN			MA2.5CA/5.08/2-GN			MA2.5CA/HF5.08/2-GN			MA2.5SP/H5.0/2-GN			MA2.5SP/HF5.0/2-GN	
3			MA1.5CA/HF3.81/3-GN			MA2.5CA/5.08/3-GN			MA2.5CA/HF5.08/3-GN			MA2.5SP/H5.0/3-GN			MA2.5SP/HF5.0/3-GN	
...			...			...			...			...			...	
24			MA1.5CA/HF3.81/24-GN			MA2.5CA/5.08/24-GN			MA2.5CA/HF5.08/24-GN			MA2.5SP/H5.0/24-GN			MA2.5SP/HF5.0/24-GN	
产品状态 Product Status																
外形图 Dimension																

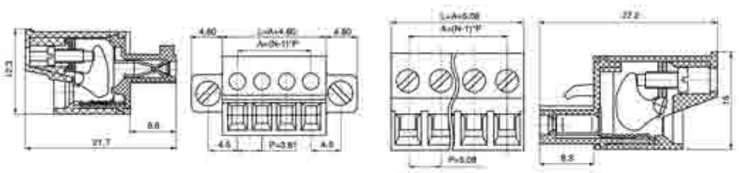
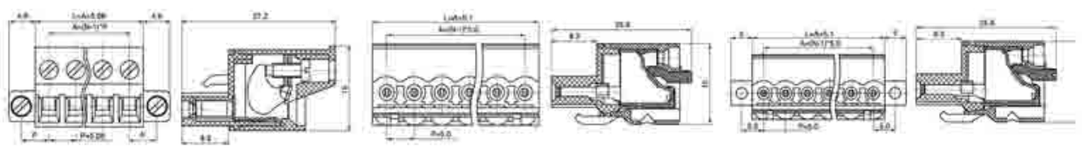

PCB 印刷電路板端子—插拔式接綫端子插座 MA 系列

Printed Circuit Board Terminal Block —— Plug-in Terminal Block Plug base MA Series

概述

多线回拉式弹簧针 / 孔型插头结构紧凑，外形精致，连接可靠，使用方便。广泛应用于各类印刷电路板的表面接线或布线复杂的电子线路中。

此外，若将相同通道数的针型插头和孔型插头分别接线后，再插接在一起，可代替一组回拉式弹簧端子的使用功能。且电路的通、断更容易操作。

Application

Many-wire return-pulling spring needle/hole type plug owns properties of compact structure,exquisite appearance, reliable connection and simple ue, it is vastly applied to surface wiring of print is way-board or electronic wire with comples wires wiring being comples. Besides, after conducting wiring onto needle-bype plug and hold-type plug with same passageway quantity separately which then are insert-coronected together, it could replace one group of return-pulling type spring's terminals, with it above mentioned, the circuit's off-on operation would be mouch easier.

插头可采用正面接线方式
Plug can adopt front-side wiring way



插头可采用侧面接线方式
Plug can adopt side-face wiring way

在插头上切去防错插定位销
The anti-error insert location appliance should be cut down on plug



使用绝缘止动件
Using insulation locking component



使用测试插头测试
Using test-plug for examination

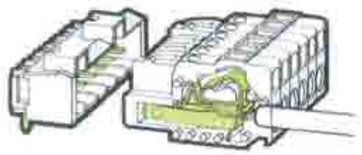

型 号 Model		MA2.5CGI/5.0			MA2.5CGI/HF5.0		
间 距 Picth		5.0mm			5.0mm		
认 证 Approval		UL CE			UL CE		
UL 数据 UL Technical Data							
电 压 Nom.Voltage	(V)	250			250		
电 流 Nom.Current	(A)	12			12		
连接线径 Wire Size	(AWG)	28-12			28-12		
IEC数据 IEC Toohnical Data							
材料组别 Material Group			I			I	
过电类型 Surge Voltage Category		III	III	II	III	III	II
污染等级 Contamination Calass		3	2	2	3	2	2
额定电压 Rated Voltage	(V)	250	250	250	250	250	250
冲击电压 Rated Surge Voltage	(KV)	2.5	2.5	2.5	2.5	2.5	2.5
电流 / 导线 Current(A)/ Cross Section			12/2.5			12/2.5	
连接容量 Connection Capacity							
单股导线 Solid	(mm)		0.5-4.0			0.5-4.0	
多股导线 Strand	(mm^2)		0.5-2.5			0.5-2.5	
美规导线 Wire Sizes	(AWG)		28-12			28-12	
额定扭力 Torque	(N*m)		-			-	
剥线长度 Stripping Length	(mm^2)		8-9			8-9	
材 料 Material							
绝缘材料 Insulation Material			PA			PA	
阻燃等级 Inflammability Class	(UL94)		V0			V0	
导电压片 Contact			磷铜			磷铜	
螺 钉 Screw			-			-	
使用温度 Operation Temperature	(°C)		-40°C~+105°C			-40°C~+105°C	
位 数 No.of Position							
2			MA2.5CGI/5.0/2-GN			MA2.5CGI/HF5.0/2-GN	
3			MA2.5CGI/5.0/3-GN			MA2.5CGI/HF5.0/3-GN	
...			...			...	
24			MA2.5CGI/5.0/24-GN			MA2.5CGI/HF5.0/24-GN	
产品状态 Product Status							
外形图 Dimension							

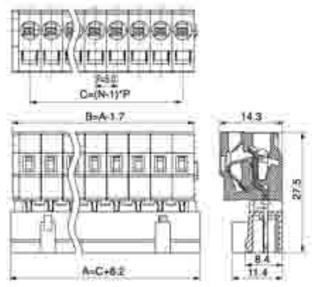

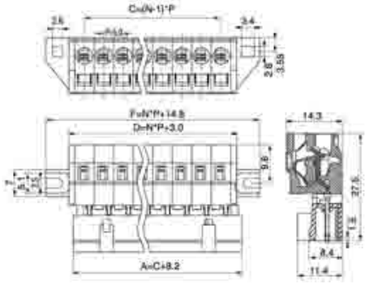

PCB 印刷電路板端子—插拔式接綫端子插座 MA 系列

Printed Circuit Board Terminal Block

Plug-in Terminal Block Plug base MA Series

型　号 Model		MA2.5CG/5.0			MA2.5CG/HF5.0			MA2.5CG/5.0-M1			MA2.5CG/HF5.0-M1		
间　距 Picth		5.0mm			5.0mm			5.0mm			5.0mm		
认　证 Approval		UL CE			UL CE			UL CE			UL CE		
UL 数据 UL Technical Data													
电　压 Nom.Voltage	(V)	250			250			250			250		
电　流 Nom.Current	(A)	12			12			12			12		
连接线径 Wire Size	(AWG)	28-12			28-12			28-12			28-12		
IEC数据 IEC Toohnical Data													
材料组别 Material Group			I			I			I			I	
过电类型 Surge Voltage Category		III	III	II	III	III	II	III	III	II	III	III	II
污染等级 Contamination Calass		3	2	2	3	2	2	3	2	2	3	2	2
额定电压 Rated Voltage	(V)	250	250	250	250	250	250	250	250	250	250	250	250
冲击电压 Rated Surge Voltage	(KV)	2.5	2.5	2.5	2.5	2.5	2.5	2.5	2.5	2.5	2.5	2.5	2.5
电流/导线 Current(A)/ Cross Section			12/2.5			12/2.5			12/2.5			12/2.5	
连接容量 Connection Capacity													
单股导线 Solid	(mm)		0.5-4.0			0.5-4.0			0.5-4.0			0.5-4.0	
多股导线 Strand	(mm^2)		0.5-2.5			0.5-2.5			0.5-2.5			0.5-2.5	
美规导线 Wire Sizes	(AWG)		28-12			28-12			28-12			28-12	
额定扭力 Torque	(N*m)		-			-			-			-	
剥线长度 Stripping Length	(mm^2)		8-9			8-9			8-9			8-9	
材　料 Material													
绝缘材料 Insulation Material			PA			PA			PA			PA	
阻燃等级 Inflammability Class	(UL94)		V0			V0			V0			V0	
导电压片 Contact			磷铜			磷铜			磷铜			磷铜	
螺　钉 Screw			-			-			-			-	
使用温度 Operation Temperature	(°C)		-40°C~+105°C			-40°C~+105°C			-40°C~+105°C			-40°C~+105°C	
位　数 No.of Position													
2			MA2.5CG/5.0/2-GN			MA2.5CG/HF5.0/2-GN			MA2.5CG/5.0-M1/2-GN			MA2.5CG/HF5.0-M1/2-GN	
3			MA2.5CG/5.0/3-GN			MA2.5CG/HF5.0/3-GN			MA2.5CG/5.0-M1/3-GN			MA2.5CG/HF5.0-M1/3-GN	
...			...			...			...			...	
24			MA2.5CG/5.0/24-GN			MA2.5CG/HF5.0/24-GN			MA2.5CG/5.0-M1/24-GN			MA2.5CG/HF5.0-M1\/24-GN	
产品状态 Product Status													
外形图 Dimension													

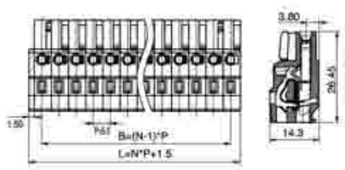

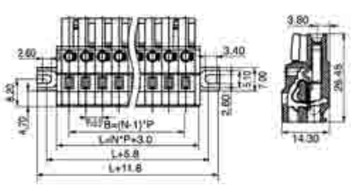

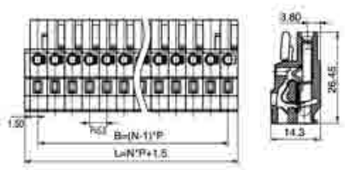

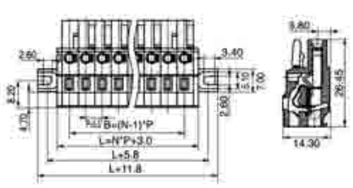

PCB 印刷電路板端子—插拔式接綫端子插座 MB 系列
Printed Circuit Board Terminal Block —— Plug-in Terminal Block Plug MB Series



概述

欧式接线端子(MB Series)是另一种接线端子－可插拔式接线公头是与MA系列(母座)相互匹配，实现接线母座和PCB板可以相互分离操作。

特点

公头接线端子采用一体化结构，可以提供02－24位的任意位数。材料选择方面，塑料采用具有高的热变形温度(HDT)的材料，以，满足波峰焊接工艺要求，导电部件采用优质的黄铜镀锡，具备良好的导电性和可靠的焊接性能。

Application

Plug terminal block(MB series) is mating with plug base (MA series). It usually soldered and fixed on PCB ,so it connecting or cut off PCB and wire through mating or unmating.

Advantage

The integration struture is finger proof and shake proof.High contact pressure insure good gas tightness connecting.Insulation material have fire prevention function and conductor material keep good solderability and electrical conductivity.
Connection position:2 to 24(Assembly by 2 positions part and 3 positions part)

产品命名Naming System

型 号 Model	MB1.5/H3.5(3.81)		
间 距 Picth	3.50mm(3.81mm)		
认 证 Approval	UL CE		
UL 数据 UL Technical Data	B	C	D
电 压 Nom.Voltage (V)	300		
电 流 Nom.Current (A)	8		
连接线径 Wire Size (AWG)	-		
IEC数据 IEC Toohnical Data			
材料组别 Material Group		I	
过电类型 Surge Voltage Category	III	III	II
污染等级 Contamination Calass	3	2	2
额定电压 Rated Voltage (V)	160	160	320
冲击电压 Rated Surge Voltage (KV)	2.5	2.5	2.5
电流/导线 Current(A)/ Cross Section		8/-	
材 料 Material			
绝缘材料 Insulation Material		PA	
阻燃材料 Inflammability Class (UL94)		V0	
端子材料 Terminal Material		黄铜/ Brass	
端子镀层 Terminal Platting		锡 Tin-plated	
PCB 孔径 PCB Hole Diameter		ø1.3mm	
使用温度 Operation Temperature (°C)		-40°C~+105°C	
位 数 No.of Position		**型号 Model**	
2		MB1.5/H3.5(3.81)/2-GN	
3		MB1.5/H3.5(3.81)/3-GN	
...		...	
24		MB1.5/H3.5(3.81)/24-GN	
产品状态 Product Status			
外 形 图 Dimension			

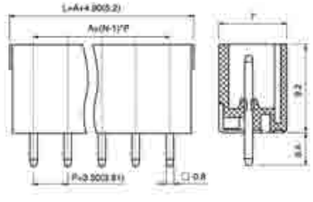

型 号 Model	MB1.5/HF3.5(3.81)		
间 距 Picth	3.50mm(3.81mm)		
认 证 Approval	UL CE		
UL 数据 UL Technical Data	B	C	D
电 压 Nom.Voltage (V)	300		
电 流 Nom.Current (A)	8		
连接线径 Wire Size (AWG)	-		
IEC数据 IEC Toohnical Data			
材料组别 Material Group		I	
过电类型 Surge Voltage Category	III	III	II
污染等级 Contamination Calass	3	2	2
额定电压 Rated Voltage (V)	160	160	320
冲击电压 Rated Surge Voltage (KV)	2.5	2.5	2.5
电流/导线 Current(A)/ Cross Section		8/-	
材 料 Material			
绝缘材料 Insulation Material		PA	
阻燃材料 Inflammability Class (UL94)		V0	
端子材料 Terminal Material		黄铜/ Brass	
端子镀层 Terminal Platting		锡 Tin-plated	
PCB 孔径 PCB Hole Diameter		ø1.3mm	
使用温度 Operation Temperature (°C)		-40°C~+105°C	
型号 Model			
MB1.5/HF3.5(3.81)/2-GN			
MB1.5/HF3.5(3.81)/3-GN			
...			
MB1.5/HF3.5(3.81)/24-GN			

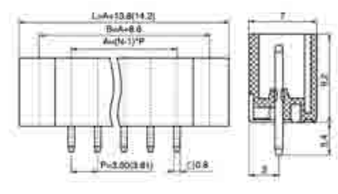

型 号 Model	MB1.5/V3.5(3.81)		
间 距 Picth	3.50mm(3.81mm)		
认 证 Approval	UL CE		
UL 数据 UL Technical Data	B	C	D
电 压 Nom.Voltage (V)	300		
电 流 Nom.Current (A)	8		
连接线径 Wire Size (AWG)	-		
IEC数据 IEC Toohnical Data			
材料组别 Material Group		I	
过电类型 Surge Voltage Category	III	III	II
污染等级 Contamination Calass	3	2	2
额定电压 Rated Voltage (V)	160	160	320
冲击电压 Rated Surge Voltage (KV)	2.5	2.5	2.5
电流/导线 Current(A)/ Cross Section		8/-	
材 料 Material			
绝缘材料 Insulation Material		PA	
阻燃材料 Inflammability Class (UL94)		V0	
端子材料 Terminal Material		黄铜/ Brass	
端子镀层 Terminal Platting		锡 Tin-plated	
PCB 孔径 PCB Hole Diameter		ø1.3mm	
使用温度 Operation Temperature (°C)		-40°C~+105°C	
型号 Model			
MB1.5/V3.5(3.81)/2-GN			
MB1.5/V3.5(3.81)/3-GN			
...			
MB1.5/V3.5(3.81)/24-GN			

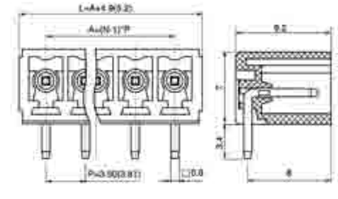

型 号 Model	MB1.5/VF3.5(3.81)		
间 距 Picth	3.50mm(3.81mm)		
认 证 Approval	UL CE		
UL 数据 UL Technical Data	B	C	D
电 压 Nom.Voltage (V)	300		
电 流 Nom.Current (A)	8		
连接线径 Wire Size (AWG)	-		
IEC数据 IEC Toohnical Data			
材料组别 Material Group		I	
过电类型 Surge Voltage Category	III	III	II
污染等级 Contamination Calass	3	2	2
额定电压 Rated Voltage (V)	160	160	320
冲击电压 Rated Surge Voltage (KV)	2.5	2.5	2.5
电流/导线 Current(A)/ Cross Section		8/-	
材 料 Material			
绝缘材料 Insulation Material		PA	
阻燃材料 Inflammability Class (UL94)		V0	
端子材料 Terminal Material		黄铜/ Brass	
端子镀层 Terminal Platting		锡 Tin-plated	
PCB 孔径 PCB Hole Diameter		ø1.3mm	
使用温度 Operation Temperature (°C)		-40°C~+105°C	
型号 Model			
MB1.5/VF3.5(3.81)/2-GN			
MB1.5/VF3.5(3.81)/3-GN			
...			
MB1.5/VF3.5(3.81)/24-GN			

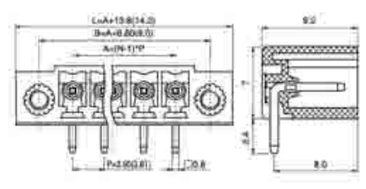

PCB 印刷電路板端子—插拔式接綫端子插座 MB 系列

Printed Circuit Board Terminal Block
Plug-in Terminal Block Plug MB Series

型 号 Model	MB1.5H/H3.81			MB1.5H/V3.81		
间 距 Picth	3.81mm			3.81mm		
认 证 Approval	UL CE			UL CE		
UL 数据 UL Technical Data	B	C	D	B	C	D
电 压 Nom.Voltage (V)	300			300		
电 流 Nom.Current (A)	8			8		
连接线径 Wire Size (AWG)	-			-		
IEC数据 IEC Toohnical Data						
材料组别 Material Group		I			I	
过电类型 Surge Voltage Category	III	III	II	III	III	II
污染等级 Contamination Calass	3	2	2	3	2	2
额定电压 Rated Voltage (V)	160	160	320	160	160	320
冲击电压 Rated Surge Voltage (KV)	2.5	2.5	2.5	2.5	2.5	2.5
电流/导线 Current(A)/ Cross Section		8/-			8/-	
材 料 Material						
绝缘材料 Insulation Material		PA			PA	
阻燃材料 Inflammability Class (UL94)		V0			V0	
端子材料 Terminal Material		黄铜 / Brass			黄铜 / Brass	
端子镀层 Terminal Platting		锡 Tin-plated			锡 Tin-plated	
PCB 孔径 PCB Hole Diameter		ø1.3mm			ø1.3mm	
使用温度 Operation Temperature (°C)		-40°C~+105°C			-40°C~+105°C	
位 数 No.of Position		型号 Model			型号 Model	
	2	MB1.5H/H3.81/2-GN		2	MB1.5H/V3.81/2-GN	
	3	MB1.5H/H3.81/3-GN		3	MB1.5H/V3.81/3-GN	
	...	...		...	...	
	24	MB1.5H/H3.81/24-GN		24	MB1.5H/V3.81/24-GN	
产品状态 Product Status						
外形图 Dimension						

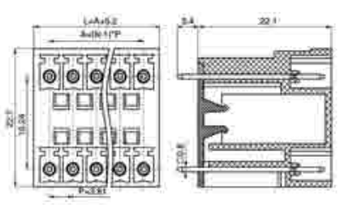
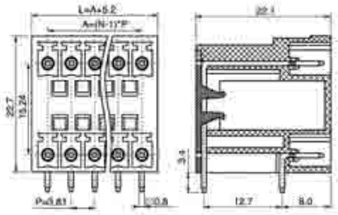

MB1.5H/VF3.81			MB2.5/H5.0(5.08)			MB2.5/H7.62		
3.81mm			5.00mm(5.08mm)			7.62mm		
UL CE			UL CE			UL CE		
B	C	D	B	C	D	B	C	D
300			300		300	300		300
8			18		10	18		10
-			-		-	-		-
	I			I			I	
III	III	II	III	III	II	III	III	II
3	2	2	3	2	2	3	2	2
160	160	320	320	320	630	400	630	1000
2.5	2.5	2.5	4	4	4	6	6	6
	8/-			18/-			18/-	
	PA			PA			PA	
	V0			V0			V0	
	黄铜 / Brass			黄铜 / Brass			黄铜 / Brass	
	锡 Tin-plated			锡 Tin-plated			锡 Tin-plated	
	ø1.3mm			ø1.6mm			ø1.6mm	
	-40°C~+105°C			-40°C~+105°C			-40°C~+105°C	
	型号 Model			型号 Model			型号 Model	
2	MB1.5H/VF3.81/2-GN		2	MB2.5/H5.0(5.08)/2-GN		2	MB2.5/H7.62/2-GN	
3	MB1.5H/VF3.81/3-GN		3	MB2.5/H5.0(5.08)/3-GN		3	MB2.5/H7.62/3-GN	
...	...		...	...		...	...	
24	MB1.5H/VF3.81/24-GN		24	MB2.5/H5.0(5.08)/24-GN		12	MB2.5/H7.62/12-GN	

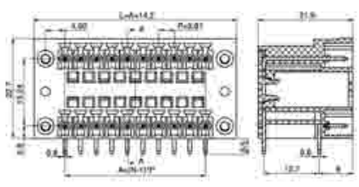
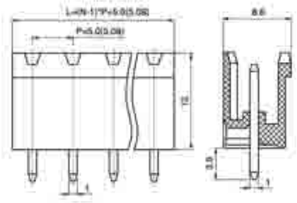
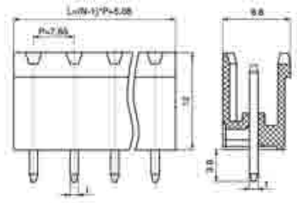

PCB 印刷電路板端子—插拔式接綫端子插座 MB 系列

Printed Circuit Board Terminal Block
Plug-in Terminal Block Plug MB Series

型 号 Model	MB2.5/V5.0(5.08)			MB2.5/V7.62		
间 距 Picth	5.00mm(5.08mm)s			7.62mm		
认 证 Approval	UL CE			UL CE		
UL 数据 UL Technical Data	B	C	D	B	C	D
电 压 Nom.Voltage (V)	300		300	300		300
电 流 Nom.Current (A)	18		10	18		10
连接线径 Wire Size (AWG)	-		-	-		-
IEC数据 IEC Toohnical Data						
材料组别 Material Group		I			I	
过电类型 Surge Voltage Category	III	III	II	III	III	II
污染等级 Contamination Calass	3	2	2	3	2	2
额定电压 Rated Voltage (V)	320	320	630	400	630	1000
冲击电压 Rated Surge Voltage (KV)	4	4	4	6	6	6
电流/导线 Current(A)/ Cross Section		18/-			18/-	
材 料 Material						
绝缘材料 Insulation Material		PA			PA	
阻燃材料 Inflammability Class (UL94)		V0			V0	
端子材料 Terminal Material		黄铜 / Brass			黄铜 / Brass	
端子镀层 Terminal Platting		锡 Tin-plated			锡 Tin-plated	
PCB 孔径 PCB Hole Diameter		ø1.6mm			ø1.6mm	
使用温度 Operation Temperature (°C)		-40°C~+105°C			-40°C~+105°C	
位 数 No.of Position		型号 Model			型号 Model	
	2	MB2.5/V5.0(5.08)/2-GN		2	MB2.5/V7.62/2-GN	
	3	MB2.5/V5.0(5.08)/3-GN		3	MB2.5/V7.62/3-GN	
	...	...		...	...	
	24	MB2.5/V5.0(5.08)/24-GN		12	MB2.5/V7.62/24-GN	
产品状态 Product Status						
外形图 Dimension						

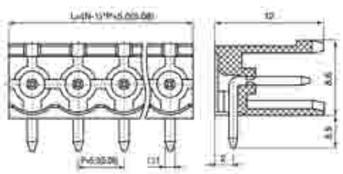
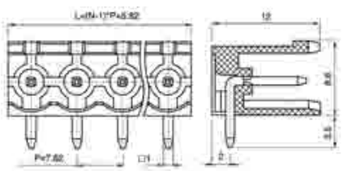

MB2.5/HC5.0(5.08)			MB2.5/HC7.62			MB2.5/VC5.0(5.08)		
5.00mm(5.08mm)			7.62mm			5.00mm(5.08mm)		
UL CE			UL CE			UL CE		
B	C	D	B	C	D	B	C	D
300		300	300		300	300		300
18		10	18		10	18		10
-		-	-		-	-		-
	I			I			I	
III	III	II	III	III	II	III	III	II
3	2	2	3	2	2	3	2	2
320	320	630	400	630	1000	320	320	630
4	4	4	6	6	6	4	4	4
	18/-			18/-			18/-	
	PA			PA			PA	
	V0			V0			V0	
	黄铜 / Brass			黄铜 / Brass			黄铜 / Brass	
	锡 Tin-plated			锡 Tin-plated			锡 Tin-plated	
	ø1.6mm			ø1.6mm			ø1.6mm	
	-40°C~+105°C			-40°C~+105°C			-40°C~+105°C	
	型号 Model			型号 Model			型号 Model	
2	MB2.5/HC5.0(5.08)/2-GN		2	MB2.5/HC7.62/2-GN		2	MB2.5/VC5.0(5.08)/2-GN	
3	MB2.5/HC5.0(5.08)/3-GN		3	MB2.5/HC7.62/3-GN		3	MB2.5/VC5.0(5.08)/3-GN	
...	...		...	...		...	...	
24	MB2.5/HC5.0(5.08)/24-GN		12	MB2.5/HC7.62/24-GN		24	MB2.5/VC5.0(5.08)/24-GN	

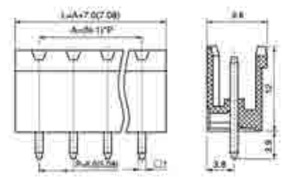
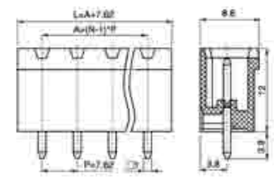
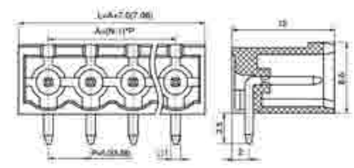

PCB 印刷電路板端子—插拔式接綫端子插座 MB 系列

Printed Circuit Board Terminal Block
Plug-in Terminal Block Plug MB Series

型 号 Model		MB2.5/VC7.62			MB2.5/HF5.0(5.08)		
间 距 Picth		7.62mm			5.00mm(5.08mm)		
认 证 Approval		UL CE			UL CE		
UL 数据 UL Technical Data		B	C	D	B	C	D
电 压 Nom.Voltage	(V)	300		300	300		300
电 流 Nom.Current	(A)	18		10	18		10
连接线径 Wire Size	(AWG)	-		-	-		-
IEC数据 IEC Toohnical Data							
材料组别 Material Group			I			I	
过电类型 Surge Voltage Category		III	III	II	III	III	II
污染等级 Contamination Calass		3	2	2	3	2	2
额定电压 Rated Voltage	(V)	400	630	1000	320	320	630
冲击电压 Rated Surge Voltage	(KV)	6	6	6	4	4	4
电流/导线 Current(A)/ Cross Section			18/-			18/-	
材 料 Material							
绝缘材料 Insulation Material			PA			PA	
阻燃材料 Inflammability Class	(UL94)		V0			V0	
端子材料 Terminal Material			黄铜 / Brass			黄铜 / Brass	
端子镀层 Terminal Platting			锡 Tin-plated			锡 Tin-plated	
PCB 孔径 PCB Hole Diameter			ø1.6mm			ø1.6mm	
使用温度 Operation Temperature	(°C)		-40°C~+105°C			-40°C~+105°C	
位 数 No.of Position			型号 Model			型号 Model	
		2	MB2.5/VC7.62/2-GN		2	MB2.5/HF5.0(5.08)/2-GN	
		3	MB2.5/VC7.62/3-GN		3	MB2.5/HF5.0(5.08)/3-GN	
		...	...		...	...	
		12	MB2.5/VC7.62/12-GN		24	MB2.5/HF5.0(5.08)/24-GN	
产品状态 Product Status							
外 形 图 Dimension							

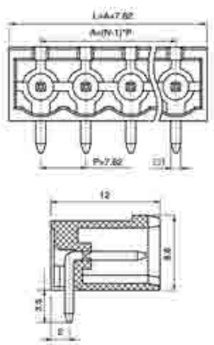

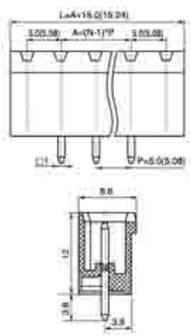

型 号 Model		MB2.5/HF7.62			MB2.5/VF5.0(5.08)			MB2.5/VF7.62		
间 距 Picth		7.62mm			5.00mm(5.08mm)			7.62mm		
认 证 Approval		UL CE			UL CE			UL CE		
UL 数据 UL Technical Data		B	C	D	B	C	D	B	C	D
电 压 Nom.Voltage	(V)	300		300	300		300	300		300
电 流 Nom.Current	(A)	18		10	18		10	18		10
连接线径 Wire Size	(AWG)	-		-	-		-	-		-
IEC数据 IEC Toohnical Data										
材料组别 Material Group			I			I			I	
过电类型 Surge Voltage Category		III	III	II	III	III	II	III	III	II
污染等级 Contamination Calass		3	2	2	3	2	2	3	2	2
额定电压 Rated Voltage	(V)	400	630	1000	320	320	630	400	630	1000
冲击电压 Rated Surge Voltage	(KV)	6	6	6	4	4	4	6	6	6
电流/导线 Current(A)/ Cross Section			18/-			18/-			18/-	
材 料 Material										
绝缘材料 Insulation Material			PA			PA			PA	
阻燃材料 Inflammability Class	(UL94)		V0			V0			V0	
端子材料 Terminal Material			黄铜 / Brass			黄铜 / Brass			黄铜 / Brass	
端子镀层 Terminal Platting			锡 Tin-plated			锡 Tin-plated			锡 Tin-plated	
PCB 孔径 PCB Hole Diameter			ø1.6mm			ø1.6mm			ø1.6mm	
使用温度 Operation Temperature	(°C)		-40°C~+105°C			-40°C~+105°C			-40°C~+105°C	
位 数 No.of Position			型号 Model			型号 Model			型号 Model	
		2	MB2.5/HF7.62/2-GN		2	MB2.5/VF5.0(5.08)/2-GN		2	MB2.5/VF7.62/2-GN	
		3	MB2.5/HF7.62/3-GN		3	MB2.5/VF5.0(5.08)/3-GN		3	MB2.5/VF7.62/3-GN	
		...	...		...	...		...	...	
		12	MB2.5/HF7.62/12-GN		24	MB2.5/VF5.0(5.08)/24-GN		12	MB2.5/VF7.62/12-GN	
产品状态 Product Status										
外 形 图 Dimension										

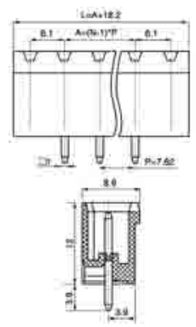

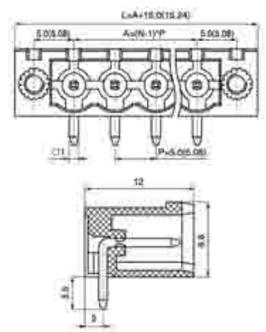

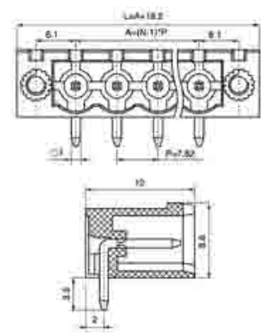

PCB 印刷電路板端子—插拔式接綫端子插座 MB 系列

Printed Circuit Board Terminal Block
Plug-in Terminal Block Plug MB Series

型 号 Model	MB2.5HP/H5.0(5.08)			MB2.5HP/V5.0(5.08)			MB2.5HP/HC5.0(5.08)			MB2.5HP/VC5.0(5.08)			MB2.5HP/HF5.0(5.08)		
间 距 Picth	5.00mm(5.08mm)			5.00mm(5.08mm)			5.00mm(5.08mm)			5.00mm(5.08mm)			5.00mm(5.08mm)		
认 证 Approval	UL CE			UL CE			UL CE			UL CE			UL CE		
UL 数据 UL Technical Data	B	C	D	B	C	D	B	C	D	B	C	D	B	C	D
电 压 Nom.Voltage (V)	300		300	300		300	300		300	300		300	300		300
电 流 Nom.Current (A)	18		10	18		10	18		10	18		10	18		10
连接线径 Wire Size (AWG)	-		-	-		-	-		-	-		-	-		-
IEC数据 IEC Toohnical Data															
材料组别 Material Group		I			I			I			I			I	
过电类型 Surge Voltage Category	III	III	II	III	III	II	III	III	II	III	III	II	III	III	II
污染等级 Contamination Calass	3	2	2	3	2	2	3	2	2	3	2	2	3	2	2
额定电压 Rated Voltage (V)	320	320	630	320	320	630	320	320	630	320	320	630	320	320	630
冲击电压 Rated Surge Voltage (KV)	4	4	4	4	4	4	4	4	4	4	4	4	4	4	4
电流/导线 Current(A)/ Cross Section		18/-			18/-			18/-			18/-			18/-	
材 料 Material															
绝缘材料 Insulation Material		PA			PA			PA			PA			PA	
阻燃材料 Inflammability Class (UL94)		V0			V0			V0			V0			V0	
端子材料 Terminal Material		黄铜 / Brass			黄铜 / Brass			黄铜 / Brass			黄铜 / Brass			黄铜 / Brass	
端子镀层 Terminal Platting		锡 Tin-plated			锡 Tin-plated			锡 Tin-plated			锡 Tin-plated			锡 Tin-plated	
PCB 孔径 PCB Hole Diameter		ø1.6mm			ø1.6mm			ø1.6mm			ø1.6mm			ø1.6mm	
使用温度 Operation Temperature (°C)		-40°C~+105°C			-40°C~+105°C			-40°C~+105°C			-40°C~+105°C			-40°C~+105°C	
位 数 No.of Position	型号 Model			型号 Model			型号 Model			型号 Model			型号 Model		
2	MB2.5HP/H5.0(5.08)/2-GN			MB2.5HP/V5.0(5.08)/2-GN			MB2.5HP/HC5.0(5.08)/2-GN			MB2.5HP/VC5.0(5.08)/2-GN			MB2.5HP/HF5.0(5.08)/2-GN		
3	MB2.5HP/H5.0(5.08)/3-GN			MB2.5HP/V5.0(5.08)/3-GN			MB2.5HP/HC5.0(5.08)/3-GN			MB2.5HP/VC5.0(5.08)/3-GN			MB2.5HP/HF5.0(5.08)/3-GN		
...	...			...			...			...			...		
24	MB2.5HP/H5.0(5.08)/24-GN			MB2.5HP/V5.0(5.08)/24-GN			MB2.5HP/HC5.0(5.08)/24-GN			MB2.5HP/VC5.0(5.08)/24-GN			MB2.5HP/HF5.0(5.08)/24-GN		
产品状态 Product Status	MB2.5HP/H5.0(5.08) 开发中			MB2.5HP/V5.0(5.08) 开发中			MB2.5HP/HC5.0(5.08) 开发中			MB2.5HP/VC5.0(5.08) 开发中			MB2.5HP/HF5.0(5.08) 开发中		
外 形 图 Dimension															

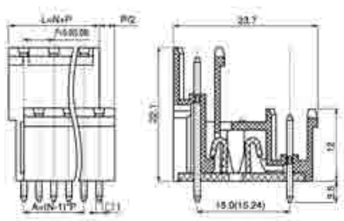
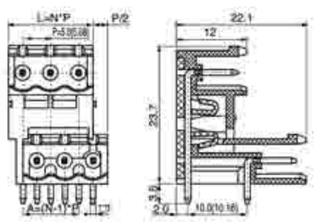
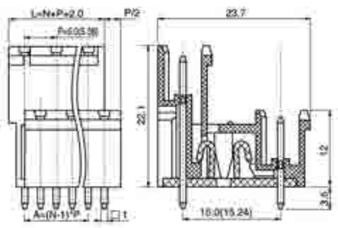
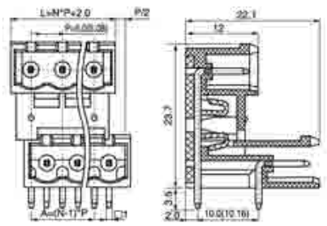
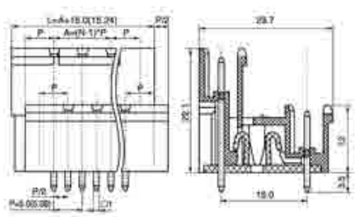

PCB 印刷電路板端子—插拔式接綫端子插座 MB 系列

Printed Circuit Board Terminal Block
Plug-in Terminal Block Plug MB Series

型 号 Model	MB2.5HP/VF5.0(5.08)			MB2.5I/H5.08			MB2.5I/V5.08			MB2.5I/HF5.08			MB2.5I/VF5.08		
间 距 Picth	5.00mm(5.08mm)			5.08mm			5.08mm			5.08mm			5.08mm		
认 证 Approval	UL CE			UL CE			UL CE			UL CE			UL CE		
UL 数据 UL Technical Data	B	C	D	B	C	D	B	C	D	B	C	D	B	C	D
电 压 Nom.Voltage (V)	300		300	300		300	300		300	300		300	300		300
电 流 Nom.Current (A)	18		10	18		10	18		10	18		10	18		10
连接线径 Wire Size (AWG)	-		-	-		-	-		-	-		-	-		-
IEC数据 IEC Toohnical Data															
材料组别 Material Group		I			I			I			I			I	
过电类型 Surge Voltage Category	III	III	II	III	III	II	III	III	II	III	III	II	III	III	II
污染等级 Contamination Calass	3	2	2	3	2	2	3	2	2	3	2	2	3	2	2
额定电压 Rated Voltage (V)	320	320	630	320	320	630	320	320	630	320	320	630	320	320	630
冲击电压 Rated Surge Voltage (KV)	4	4	4	4	4	4	4	4	4	4	4	4	4	4	4
电流/导线 Current(A)/ Cross Section		18/-			18/-			18/-			18/-			18/-	
材 料 Material															
绝缘材料 Insulation Material		PA			PA			PA			PA			PA	
阻燃材料 Inflammability Class (UL94)		V0			V0			V0			V0			V0	
端子材料 Terminal Material		黄铜 / Brass			黄铜 / Brass			黄铜 / Brass			黄铜 / Brass			黄铜 / Brass	
端子镀层 Terminal Platting		锡 Tin-plated			锡 Tin-plated			锡 Tin-plated			锡 Tin-plated			锡 Tin-plated	
PCB 孔径 PCB Hole Diameter		ø1.6mm			ø1.6mm			ø1.6mm			ø1.6mm			ø1.6mm	
使用温度 Operation Temperature (°C)		-40°C~+105°C			-40°C~+105°C			-40°C~+105°C			-40°C~+105°C			-40°C~+105°C	
位 数 No.of Position		型号 Model			型号 Model			型号 Model			型号 Model			型号 Model	
2		MB2.5HP/VF5.0(5.08)/2-GN			MB2.5I/H5.08/2-GN			MB2.5I/V5.08/2-GN			MB2.5I/HF5.08/2-GN			MB2.5I/VF5.08/2-GN	
3		MB2.5HP/VF5.0(5.08)/3-GN			MB2.5I/H5.08/3-GN			MB2.5I/V5.08/3-GN			MB2.5I/HF5.08/3-GN			MB2.5I/VF5.08/3-GN	
...		...			...			...			...			...	
24		MB2.5HP/VF5.0(5.08)/24-GN			MB2.5I/H5.08/24-GN			MB2.5I/V5.08/24-GN			MB2.5I/HF5.08/24-GN			MB2.5I/VF5.08/24-GN	
产品状态 Product Status	MB2.5HP/VF5.0(5.08) 开发中														
外 形 图 Dimension															

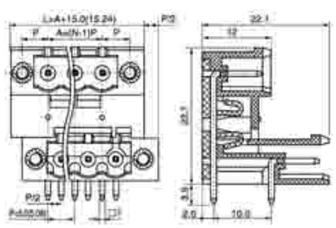
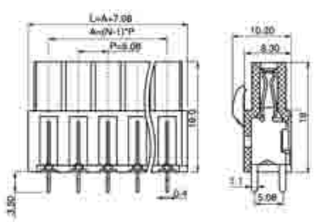
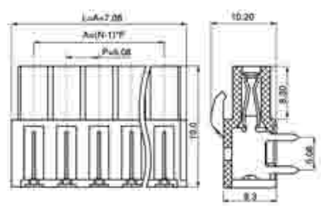
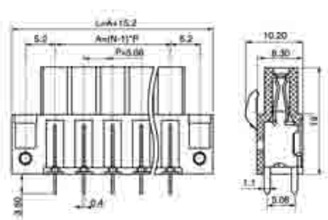
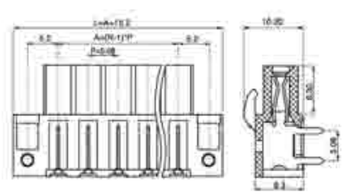

PCB 印刷電路板端子—插拔式接綫端子插座 MB 系列

Printed Circuit Board Terminal Block — Plug-in Terminal Block Plug MB Series

型 号 Model		PM-MB2.5/HF5.08		
间 距 Picth		5.08mm		
认 证 Approval		UL CE		
UL 数据 UL Technical Data		B	C	D
电 压 Nom.Voltage	(V)	300		300
电 流 Nom.Current	(A)	18		10
连接线径 Wire Size	(AWG)	-		-
IEC数据 IEC Toohnical Data				
材料组别 Material Group			I	
过电类型 Surge Voltage Category		III	III	II
污染等级 Contamination Calass		3	2	2
额定电压 Rated Voltage	(V)	320	320	630
冲击电压 Rated Surge Voltage	(KV)	4	4	4
电流/导线 Current(A)/ Cross Section			18	
材 料 Material				
绝缘材料 Insulation Material			PA	
阻燃材料 Inflammability Class	(UL94)		V0	
端子材料 Terminal Material			黄铜 / Brass	
端子镀层 Terminal Platting			锡 Tin-plated	
PCB 孔径 PCB Hole Diameter			ø1.6mm	
使用温度 Operation Temperature	(°C)		-40°C~+105°C	
位 数 No.of Position			**型号 Model**	
2			PM-MB2.5/HF5.08/2-GN	
3			PM-MB2.5/HF5.08/3-GN	
...			...	
24			PM-MB2.5/HF5.08/24-GN	
产品状态 Product Status				
外 形 图 Dimension				

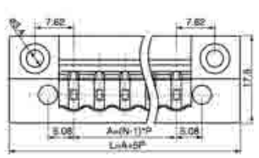

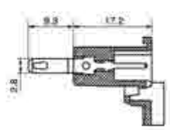

PCB 印刷電路板端子—排針式插座 MAP 系列

Printed Circuit Board Terminal Block — Pin Leader Terminal Block(Plug Base MAP Series)



概述

MAP 排针式插座属于 PCB 印刷线路板接线端子，与之配套使用的排针式插头(MBP)利用锡焊的方式固定于PCB板，MAP经接线孔与导线连接之后与MBP对插连接，进而连接PCB板，此类端子可通过插拔动作轻松完成导线与PCB板的电流通断换。

特点

此类产品通过弹性接触连接，有较好的连接稳定性和防振功能。产品绝缘主体采用防火材料，有良好的阻燃功能；产品导电体使用优质铜材料，且经过表面电镀处理，具有良好的导电性能及可焊性。产品的一体化结构，提供 2–24 位的连接点。

Application

Pin header terminal block (Plug base MAP series) is mating with pin header plug MBP series which soldered on PCB.So it connecting or cut off PCB and wire through mating or unmating.

Advantage

The integration struture is finger proof and shake proof.High contact pressure insure good gas tightness connecting.Insulation material have fire prevention function and conductor material keep good electrical conductivity.

Connection position:2 to 24(Assembly by 2 positions part and 3 positions part)

产品命名 Naming System

MAP □□/□□/□-□

颜色 Color Code
BK
GN
GY
BE

位数 Position

间距 Picth

进线方向 Wire Direction
H: 导线平行插拔方向
V: 导线垂直插拔方向

外壳形状 Connectin type
Blank 单排
D 双排

连接容量 Connect capacity

型 号 Model		MAP1.5/V3.5		
间 距 Picth		3.50mm		
认 证 Approval		UL CE		
UL 数据 UL Technical Data		B	C	D
电 压 Nom.Voltage	(V)	300		
电 流 Nom.Current	(A)	8		
连接线径 Wire Size	(AWG)	28-16		
IEC数据 IEC Toohnical Data				
材料组别 Material Group			I	
过电类型 Surge Voltage Category		III	III	II
污染等级 Contamination Calass		3	2	2
额定电压 Rated Voltage	(V)	160	160	320
冲击电压 Rated Surge Voltage	(KV)	2.5	2.5	2.5
电流/导线 Current(A)/ Cross Section			8/1.5	
连接容量 Connection Capacity				
单股导线 Solid	(mm)		0.14-1.5	
多股导线 Strand	(mm^2)		0.14-1.5	
美规导线 Wire Sizes	(AWG)		28-16	
额定扭力 Torque	(N*m)		0.6	
剥线长度 Stripping Length	(mm^2)		8	
材 料 Material				
绝缘材料 Insulation Material			PA	
阻燃等级 Inflammability Class	(UL94)		V0	
导电压片 Contact			磷铜	
螺 钉 Screw			M3 钢 / M3 Steel	
使用温度 Operation Temperature	(°C)		-40°C~+105°C	
位 数 No.of Position			**型号 Model**	
2			MAP1.5/V3.5/2-GN	
3			MAP1.5/V3.5/3-GN	
...			...	
24			MAP1.5/V3.5/24-GN	
产品状态 Product Status				
外 形 图 Dimension				

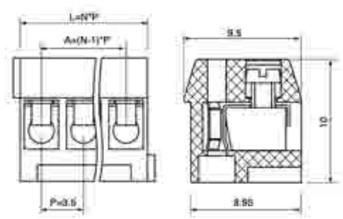

PCB 印刷電路板端子—排針式插座 MAP 系列
Printed Circuit Board Terminal Block — Pin Leader Terminal Block(Plug Base MAP Series)

型　号 Model		MAP1.5/V5.0		
间　距 Picth		5.00mm		
认　证 Approval		UL CE		
UL 数据 UL Technical Data		B	C	D
电　压 Nom.Voltage	(V)	300		
电　流 Nom.Current	(A)	10		
连接线径 Wire Size	(AWG)	24-14		
IEC数据 IEC Toohnical Data				
材料组别 Material Group			I	
过电类型 Surge Voltage Category		III	III	II
污染等级 Contamination Calass		3	2	2
额定电压 Rated Voltage	(V)	250	320	630
冲击电压 Rated Surge Voltage	(KV)	4	4	4
电流 / 导线 Current(A)/ Cross Section			10/2.5	
连接容量 Connection Capacity				
单股导线 Solid	(mm)		0.14-2.5	
多股导线 Strand	(mm^2)		0.14-2.5	
美规导线 Wire Sizes	(AWG)		14-24	
额定扭力 Torque	(N*m)		0.6	
剥线长度 Stripping Length	(mm^2)		8	
材　料 Material				
绝缘材料 Insulation Material			PA	
阻燃等级 Inflammability Class	(UL94)		V0	
导电压片 Contact			磷铜	
螺　钉 Screw			M2.5 钢 / M2.5 Steel	
使用温度 Operation Temperature	(°C)		-40°C~+105°C	
位　数 No.of Position			**型号 Model**	
2			MAP1.5/V5.0/2-GN	
3			MAP1.5/V5.0/3-GN	
...			...	
24			MAP1.5/V5.0/24-GN	
产品状态 Product Status				
外形图 Dimension				

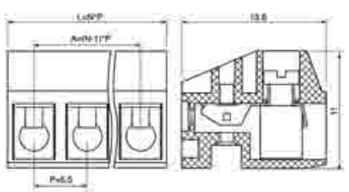

PCB 印刷電路板端子—排針式插座 MBP 系列
Printed Circuit Board Terminal Block — Pin Leader Terminal Block(Plug Base MBP Series)



概述

排针式接线端子插头MBP系列属于PCB印刷电路板接线端子。该端子通常经过锡焊方式固定于PCB板，与之配套使用的排针式插座（MAP）连接导线，通过插拔动作实现导线与PCB板之间的电流通断转换。

特点

此类产品通过弹性接触连接，有较好的连接稳定性和防振功能。产品绝缘主体采用防火材料，有良好的阻燃功能；产品导电体使用优质铜材料，且经过表面电镀处理，具有良好的导电性能及可焊性。产品的一体化结构，提供2~24位的连接点。

Application

Pin header terminal block (Plug MBP series) is mating with pin header plug base MAP series which connect with wire.It usually soldered and fixed on PCB ,so it connecting or cut off PCB and wire through mating or unmating.

Advantage

The integration struture is shake proof.High contact pressure insure good gas tightness connecting.Insulation material have fire prevention function and conductor material keep good solderability electrical conductivity.
Connection position:2 to 24.

产品命名Naming System

MAP □□/□□/□-□

- 颜色 Color Code
  - BK
  - GN
  - GY
  - BE
- 位数 Position
- 间距 Picth
- 进线方向 Wire Direction
  - H: 导线平行插拔方向
  - V: 导线垂直插拔方向
- 外壳形状 Connectin type
  - Blank 单排
  - D 双排
- 连接容量 Connect capacity

型　号 Model		MBP1.0/3.5		
间　距 Picth		3.5mm		
认　证 Approval		UL CE		
UL 数据 UL Technical Data		B	C	D
电　压 Nom.Voltage	(V)	300		
电　流 Nom.Current	(A)	10		
连接线径 Wire Size	(AWG)	-		
IEC数据 IEC Toohnical Data				
材料组别 Material Group			I	
过电类型 Surge Voltage Category		III	III	II
污染等级 Contamination Calass		3	2	2
额定电压 Rated Voltage	(V)	160	160	320
冲击电压 Rated Surge Voltage	(KV)	2.5	2.5	2.5
电流 / 导线 Current(A)/ Cross Section			10/-	
材　料 Material				
绝缘材料 Insulation Material			PA	
阻燃材料 Inflammability Class	(UL94)		V0	
端子材料 Terminal Material			黄铜 / Brass	
端子镀层 Terminal Platting			锡 Tin-plated	
PCB 孔径 PCB Hole Diameter			ø1.3mm	
使用温度 Operation Temperature	(°C)		-40°C~+105°C	
位　数 No.of Position			**型号 Model**	
2			MBP1.0/3.5/2-GN	
3			MBP1.0/3.5/3-GN	
...			...	
24			MBP1.0/3.5/24-GN	
产品状态 Product Status				
外形图 Dimension				

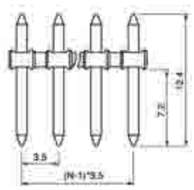

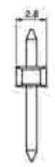

PCB 印刷電路板端子—排針式插座 MBP 系列
Printed Circuit Board Terminal Block — Pin Leader Terminal Block(Plug Base MBP Series)

型　号 Model		MBP1.3/5.0		
间　距 Picth		5.00mm		
认　证 Approval		UL CE		
UL 数据 UL Technical Data		B	C	D
电　压 Nom.Voltage	(V)	300		300
电　流 Nom.Current	(A)	18		10
连接线径 Wire Size	(AWG)	-		-
IEC数据 IEC Toohnical Data				
材料组别 Material Group			I	
过电类型 Surge Voltage Category		III	III	II
污染等级 Contamination Calass		3	2	2
额定电压 Rated Voltage	(V)	320	320	630
冲击电压 Rated Surge Voltage	(KV)	4	4	4
电流/导线 Current(A)/ Cross Section			18/-	
材　料 Material				
绝缘材料 Insulation Material			PA	
阻燃材料 Inflammability Class	(UL94)		V0	
端子材料 Terminal Material			黄铜 / Brass	
端子镀层 Terminal Platting			锡 Tin-plated	
PCB 孔径 PCB Hole Diameter			ø1.5mm	
使用温度 Operation Temperature	(°C)		-40°C~+105°C	
位　数 No.of Position			**型号 Model**	
2			MBP1.3/5.0/2-GN	
3			MBP1.3/5.0/3-GN	
...			...	
24			MBP1.3/5.0/24-GN	
产品状态 Product Status				
外形图 Dimension				

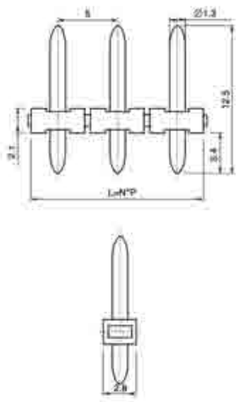

PCB 印刷電路板端子—美、日式接綫端子 BU 系列
Printed Circuit Board Terminal Block —— U.S.Type Terminal Block(BU Series)



概述
美式接线端子(BU Series)以其独特的压板式设计和大功率特点，被工业控制和电源等行业广泛采用。

特点
- 接点强度高，接触面积大；
- 大电流，较高电压；
- 可靠的气密连接；
- 无论单芯线或多股线皆可直接连接或用导线端头连接。

该系列采用一体化结构，可以提供02～32位的任意位数。材料选择方面，塑料件具有高的热变形温度(HDT)的材料，以满足波峰焊接工艺要求，导电部件采用优质的黄铜镀锡，具备良好的导电性和可靠的焊接性能，螺钉采用优质铜材，保证高的扭力。金属表面，均有电镀层，以保证良好的电气性能。

Application
U.S.Type terminal block is widely used in industry and power supply.

Advantage
This type of terminal block is appropriate for strand wire and solid wire direct-connected or connected with cable cleat.The contact surface is big enough and keep nice gas tightness connecting insure strong current get through safely.Insulation material have nice fire prevention function and conductor material keep good solderability and conductivity.The integration struture have many positions for choice:2 to 24 positions.

产品命名 Naming System

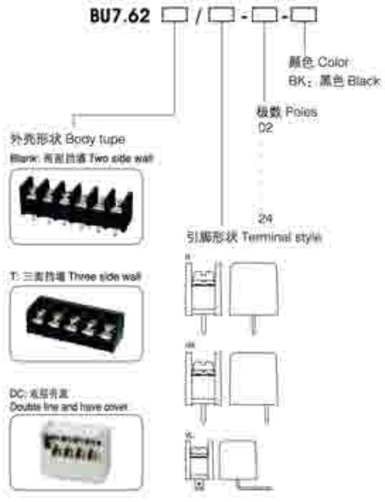

型　号 Model	BU7.62/H
间　距 Picth	7.62mm
认　证 Approval	UL CE
产品规格 Specification	
绝缘外壳 Housing	PBT UL94 V-0
端　子 Terminal	黄铜、镀锡
螺　钉 Screw	M3，铁，镍镀层
端　盖 Cover	无端盖(供选择)
使用温度 Opeation Temperature	-40°C~+105°C
额定负载 Rated Current	10A/300V
绝缘阻抗 Insulation Resistance	DC1000V 1000MΩ 以上
PCB 孔径 PCB Hole Dia	ø1.5mm
接线容量 PCB Hole Dia	22~14AWG
额定力矩 Screw torque	7.0Lb*in
产品状态 Product Status	BU7.62/H 开发中
外形图 Dimension	

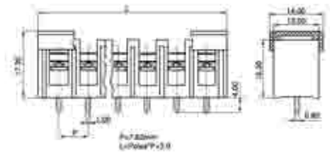

PCB 印刷電路板端子—美、日式接綫端子 BU 系列
Printed Circuit Board Terminal Block —— U.S.Type Terminal Block(BU Series)

型　号 Model	BU7.62/HR	BU7.62/VL	BU7.62T/VL	BU7.62D/H
间　距 Picth	7.62mm	7.62mm	7.62mm	7.62mm
认　证 Approval	UL CE	UL CE	UL CE	UL CE
产品规格 Specification				
绝缘外壳 Housing	PBT UL94 V-0	PBT UL94 V-0	PBT UL94 V-0	PA UL94 V-0
端　子 Terminal	黄铜，镀锡	黄铜，镀锡	黄铜，镀锡	黄铜，镀金
螺　钉 Screw	M3，铁，镍镀层	M3，铁，镍镀层	M3，铁，镍镀层	M3，铁，镍镀层
端　盖 Cover	无端盖(供选择)	无端盖(供选择)	无端盖(供选择)	无端盖
使用温度 Opeation Temperature	-40°C~+105°C	-40°C~+105°C	-40°C~+105°C	-40°C~+105°C
额定负载 Rated Current	10A/300V	10A/300V	10A/300V	10A/300V
绝缘阻抗 Insulation Resistance	DC1000V 1000MΩ 以上	DC1000V 1000MΩ 以上	DC1000V 1000MΩ 以上	DC1000V 1000MΩ 以上
PCB 孔径 PCB Hole Dia	ø1.5mm	ø1.5mm	ø1.5mm	ø1.5mm
接线容量 PCB Hole Dia	22~14AWG	22~14AWG	22~14AWG	22~18AWG
额定力矩 Screw torque	7.0Lb*in	7.0Lb*in	7.0Lb*in	5.0Lb*in
产品状态 Product Status	BU7.62/HR 开发中	BU7.62/VL 开发中	BU7.62T/VL 开发中	
外形图 Dimension				

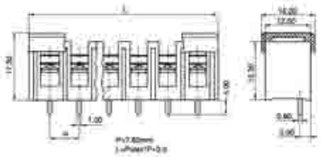

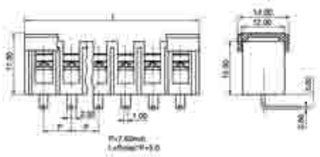

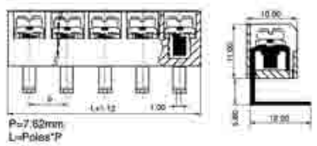

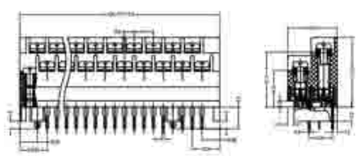

PCB 印刷電路板端子—美、日式接綫端子 BU 系列
Printed Circuit Board Terminal Block —— U.S.Type Terminal Block(BU Series)



概述

美式接线端子(BU Series)以其独特的压板式设计和大功率特点，被工业控制和电源等行业广泛采用。

特点

- 接点强度高，接触面积大；
- 大电流，较高电压；
- 可靠的气密连接；
- 无论单芯线或多股线皆可直接连接或用导线端头连接。

该系列采用一体化结构，可以提供02～32位的任意位数。材料选择方面，塑料件具有高的热变形温度(HDT)的材料，以满足波峰焊接工艺要求，导电部件采用优质的黄铜镀锡，具备良好的导电性和可靠的焊接性能，螺钉采用优质铜材，保证高的扭力。金属表面，均有电镀层，以保证良好的电气性能。

Application

U.S.Type terminal block is widely used in industry and power supply.

Advantage

This type of terminal block is appropriate for strand wire and solid wire direct-connected or connected with cable cleat.The contact surface is big enough and keep nice gas tightness connecting insure strong current get through safely.Insulation material have nice fire prevention function and conductor material keep good solderability and conductivity.The integration struture have many positions for choice:2 to 24 positions.

产品命名Naming System

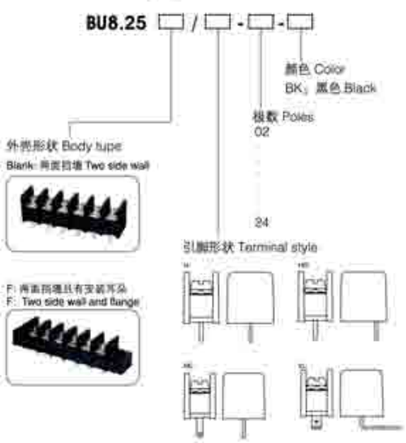

型　号 Model	BU8.255/H	BU8.255/HR	BU8.255/HE	BU8.255/VL
间　距 Picth	8.255mm	8.255mm	8.255mm	8.255mm
认　证 Approval	UL CE	UL CE	UL CE	UL CE
产品规格 Specification				
绝缘外壳 Housing	PBT UL94 V-0	PBT UL94 V-0	PBT UL94 V-0	PBT UL94 V-0
端　子 Terminal	黄铜，镀锡	黄铜，镀锡	黄铜，镀锡	黄铜，镀锡
螺　钉 Screw	M3，铁，镍镀层	M3，铁，镍镀层	M3，铁，镍镀层	M3，铁，镍镀层
端　盖 Cover	无盖	无盖	无盖	无盖
使用温度 Opeation Temperature	-40°C~+105°C	-40°C~+105°C	-40°C~+105°C	-40°C~+105°C
额定负载 Rated Current	20A/300V	20A/300V	20A/300V	20A/300V
绝缘阻抗 Insulation Resistance	DC1000V 1000MΩ 以上	DC1000V 1000MΩ 以上	DC1000V 1000MΩ 以上	DC1000V 1000MΩ 以上
PCB 孔径 PCB Hole Dia	ø1.9mm	ø1.9mm	ø1.9mm	ø1.9mm
接线容量 PCB Hole Dia	22~14AWG	22~14AWG	22~14AWG	22~14AWG
额定力矩 Screw torque	7.0Lb*in	7.0Lb*in	7.0Lb*in	7.0Lb*in
产品状态 Product Status				
外形图 Dimension				

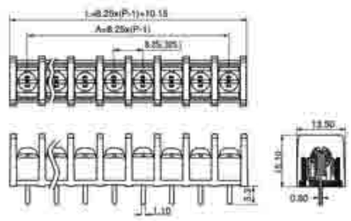

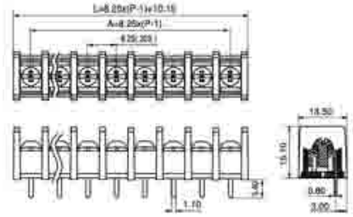

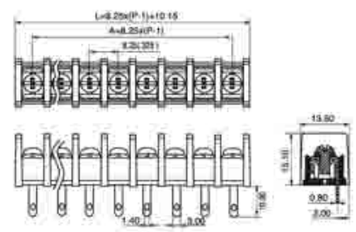

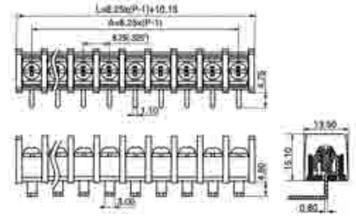

PCB 印刷電路板端子—美、日式接綫端子 BU 系列
Printed Circuit Board Terminal Block —— U.S.Type Terminal Block(BU Series)

型　号 Model	BU8.255F/H	BU8.255F/HR	BU8.255F/HE	BU8.255F/VL
间　距 Picth	8.255mm	8.255mm	8.255mm	8.255mm
认　证 Approval	UL CE	UL CE	UL CE	UL CE
产品规格 Specification				
绝缘外壳 Housing	PBT UL94 V-0	PBT UL94 V-0	PBT UL94 V-0	PBT UL94 V-0
端　子 Terminal	黄铜，镀锡	黄铜，镀锡	黄铜，镀锡	黄铜，镀锡
螺　钉 Screw	M3，铁，镍镀层	M3，铁，镍镀层	M3，铁，镍镀层	M3，铁，镍镀层
端　盖 Cover	无盖	无盖	无盖	无盖
使用温度 Opeation Temperature	-40°C~+105°C	-40°C~+105°C	-40°C~+105°C	-40°C~+105°C
额定负载 Rated Current	20A/300V	20A/300V	20A/300V	20A/300V
绝缘阻抗 Insulation Resistance	DC1000V 1000MΩ 以上	DC1000V 1000MΩ 以上	DC1000V 1000MΩ 以上	DC1000V 1000MΩ 以上
PCB 孔径 PCB Hole Dia	ø1.9mm	ø1.9mm	ø1.9mm	ø1.9mm
接线容量 PCB Hole Dia	22~14AWG	22~14AWG	22~14AWG	22~14AWG
额定力矩 Screw torque	7.0Lb*in	7.0Lb*in	7.0Lb*in	7.0Lb*in
产品状态 Product Status				
外形图 Dimension				

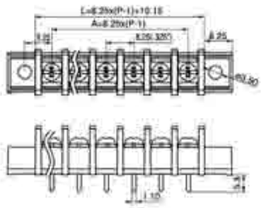
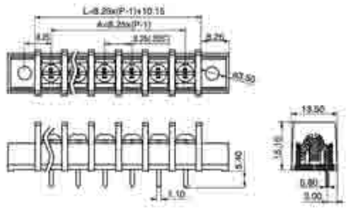
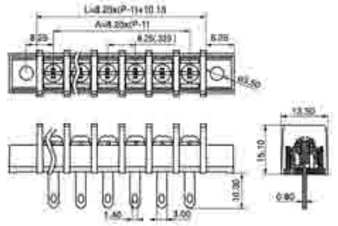
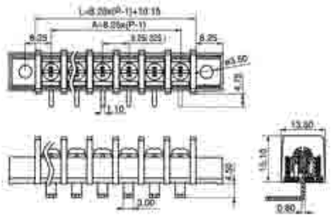

PCB 印刷電路板端子—美、日式接綫端子 BU 系列
Printed Circuit Board Terminal Block —— U.S.Type Terminal Block(BU Series)



型 号 Model	BU9.525/H	BU9.525/HR	BU9.525/HE	BU9.525/VL
间 距 Picth	9.525mm	9.525mm	9.525mm	9.525mm
认 证 Approval	UL CE	UL CE	UL CE	UL CE
产品规格 Specification				
绝缘外壳 Housing	PBT UL94 V-0	PBT UL94 V-0	PBT UL94 V-0	PBT UL94 V-0
端 子 Terminal	黄铜，镀锡	黄铜，镀锡	黄铜，镀锡	黄铜，镀锡
螺 钉 Screw	M4，铁，镍镀层	M4，铁，镍镀层	M4，铁，镍镀层	M4，铁，镍镀层
端 盖 Cover	无盖	无盖	无盖	无盖
使用温度 Opeation Temperature	-40°C~+105°C	-40°C~+105°C	-40°C~+105°C	-40°C~+105°C
额定负载 Rated Current	25A/300V	25A/300V	25A/300V	25A/300V
绝缘阻抗 Insulation Resistance	DC1000V 1000MΩ 以上	DC1000V 1000MΩ 以上	DC1000V 1000MΩ 以上	DC1000V 1000MΩ 以上
PCB 孔径 PCB Hole Dia	ø2.0mm	ø2.0mm	ø2.0mm	ø2.0mm
接线容量 PCB Hole Dia	22~12AWG	22~12AWG	22~12AWG	22~12AWG
额定力矩 Screw torque	10.6Lb*in	10.6Lb*in	10.6Lb*in	10.6Lb*in
产品状态 Product Status				
外形图 Dimension				

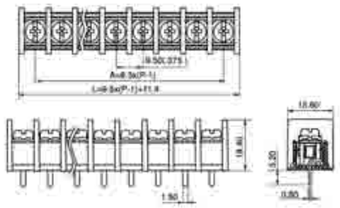

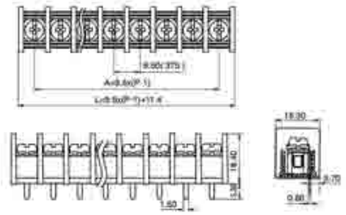

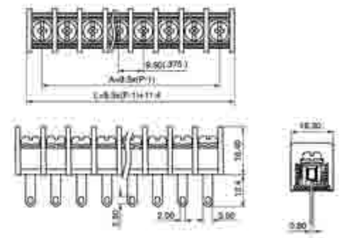

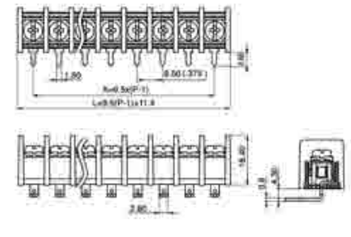

概述

美式接线端子(BU Series)以其独特的压板式设计和大功率特点，被工业控制和电源等行业广泛采用。

特点

■ 接点强度高，接触面积大；
■ 大电流，较高电压； ■ 可靠的气密连接；
■ 无论单芯线或多股线皆可直接连接或用导线端头连接。

该系列采用一体化结构，可以提供02～32位的任意位数。材料选择方面，塑料件具有高的热变形温度(HDT)的材料，以满足波峰焊接工艺要求，导电部件采用优质的黄铜镀锡，具备良好的导电性和可靠的焊接性能，螺钉采用优质铜材，保证高的扭力。金属表面，均有电镀层，以保证良好的电气性能。

Application

U.S.Type terminal block is widely used in industry and power supply.

Advantage

This type of terminal block is appropriate for strand wire and solid wire direct-connected or connected with cable cleat.The contact surface is big enough and keep nice gas tightness connecting insure strong current get through safely.Insulation material have nice fire prevention function and conductor material keep good solderability and conductivity.The integration struture have many positions for choice:2 to 24 positions.

产品命名 Naming System

BU9.525□/□-□-□

颜色 Color
BK：黑色 Black

极数 Poles
02
26

外壳形状 Body tupe
Blank: 两面挡墙 Two side wall



F: 两面挡墙且有安装耳朵
F: Two side wall and flange

T: 三面挡墙 Three side wall

TF: 三面挡墙且有安装耳朵
TF:Three side wall and flange

引脚形状 Terminal style

D: 双排引脚
DC: 双排引脚，带透明盖

PCB 印刷電路板端子—美、日式接綫端子 BU 系列
Printed Circuit Board Terminal Block —— U.S.Type Terminal Block(BU Series)

型　号 Model	BU9.525F/H	BU9.525F/HR
间　距 Picth	9.525mm	9.525mm
认　证 Approval	UL CE	UL CE
产品规格 Specification		
绝缘外壳 Housing	PBT UL94 V-0	PBT UL94 V-0
端　子 Terminal	黄铜，镀锡	黄铜，镀锡
螺　钉 Screw	M4，铁，镍镀层	M4，铁，镍镀层
端　盖 Cover	无盖	无盖
使用温度 Opeation Temperature	-40°C~+105°C	-40°C~+105°C
额定负载 Rated Current	25A/300V	25A/300V
绝缘阻抗 Insulation Resistance	DC1000V 1000MΩ 以上	DC1000V 1000MΩ 以上
PCB 孔径 PCB Hole Dia	ø2.0mm	ø2.0mm
接线容量 PCB Hole Dia	22~12AWG	22~12AWG
额定力矩 Screw torque	10.6Lb*in	10.6Lb*in
产品状态 Product Status		
外形图 Dimension		

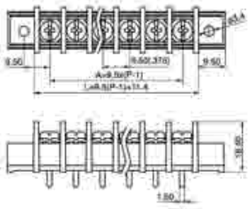
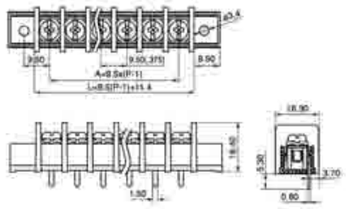

BU9.525F/HE	BU9.525F/VL	BU9.525T/HR
9.525mm	9.525mm	9.525mm
UL CE	UL CE	UL CE
PBT UL94 V-0	PBT UL94 V-0	PBT UL94 V-0
黄铜，镀锡	黄铜，镀锡	黄铜，镀锡
M4，铁，镍镀层	M4，铁，镍镀层	M4，铁，镍镀层
无盖	无盖	无盖
-40°C~+105°C	-40°C~+105°C	-40°C~+105°C
25A/300V	25A/300V	25A/300V
DC1000V 1000MΩ 以上	DC1000V 1000MΩ 以上	DC1000V 1000MΩ 以上
ø2.0mm	ø2.0mm	ø2.0mm
22~12AWG	22~12AWG	22~12AWG
10.6Lb*in	10.6Lb*in	10.6Lb*in

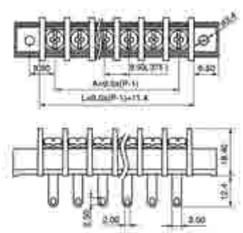
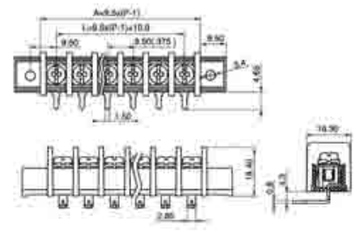
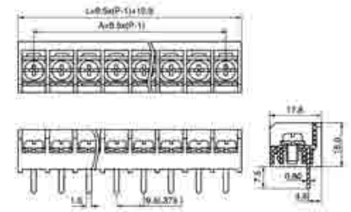

PCB 印刷電路板端子—美、日式接綫端子 BU 系列
Printed Circuit Board Terminal Block —— U.S.Type Terminal Block(BU Series)

型　号 Model	BU9.525T/VB	BU9.525TF/HR
间　距 Picth	9.525mm	9.525mm
认　证 Approval	UL CE	UL CE
产品规格 Specification		
绝缘外壳 Housing	PBT UL94 V-0	PBT UL94 V-0
端　子 Terminal	黄铜，镀锡	黄铜，镀锡
螺　钉 Screw	M4，铁，镍镀层	M4，铁，镍镀层
端　盖 Cover	无盖	无盖
使用温度 Opeation Temperature	-40°C~+105°C	-40°C~+105°C
额定负载 Rated Current	25A/300V	25A/300V
绝缘阻抗 Insulation Resistance	DC1000V 1000MΩ 以上	DC1000V 1000MΩ 以上
PCB 孔径 PCB Hole Dia	ø2.0mm	ø2.0mm
接线容量 PCB Hole Dia	22~12AWG	22~12AWG
额定力矩 Screw torque	10.6Lb*in	10.6Lb*in
产品状态 Product Status		
外形图 Dimension		

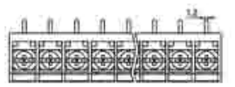

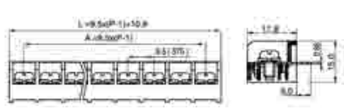
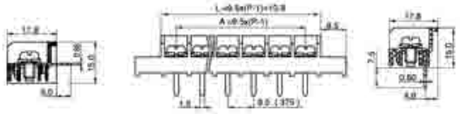

BU9.525TF/VB	BU9.525D/H
9.525mm	9.525mm
UL CE	UL CE
PBT UL94 V-0	PBT UL94 V-0
黄铜，镀锡	黄铜，镀金
M4，铁，镍镀层	M4，铁，镀金层
无盖	无盖
-40°C~+105°C	-40°C~+105°C
25A/300V	15A/300V
DC1000V 1000MΩ 以上	DC1000V 1000MΩ 以上
ø2.0mm	ø2.0mm
22~12AWG	22~12AWG
10.6Lb*in	10.6Lb*in

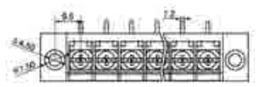
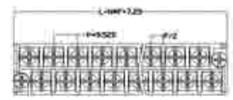
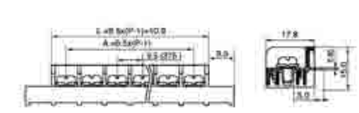
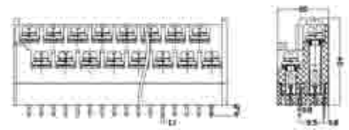

PCB 印刷電路板端子—美、日式接綫端子 BU 系列
Printed Circuit Board Terminal Block —— U.S.Type Terminal Block(BU Series)



概述

美式接线端子(BU Series)以其独特的压板式设计和大功率特点，被工业控制和电源等行业广泛采用。

特点

- 接点强度高，接触面积大；
- 大电流，较高电压；
- 可靠的气密连接；
- 无论单芯线或多股线皆可直接连接或用导线端头连接。

该系列采用一体化结构，可以提供02～32位的任意位数。材料选择方面，塑料件具有高的热变形温度(HDT)的材料，以满足波峰焊接工艺要求，导电部件采用优质的黄铜镀锡，具备良好的导电性和可靠的焊接性能，螺钉采用优质钢材，保证高的扭力。金属表面，均有电镀层，以保证良好的电气性能。

Application

U.S.Type terminal block is widely used in industry and power supply.

Advantage

This type of terminal block is appropriate for strand wire and solid wire direct-connected or connected with cable cleat.The contact surface is big enough and keep nice gas tightness connecting insure strong current get through safely.Insulation material have nice fire prevention function and conductor material keep good solderability and conductivity.The integration struture have many positions for choice:2 to 24 positions.

产品命名 Naming System

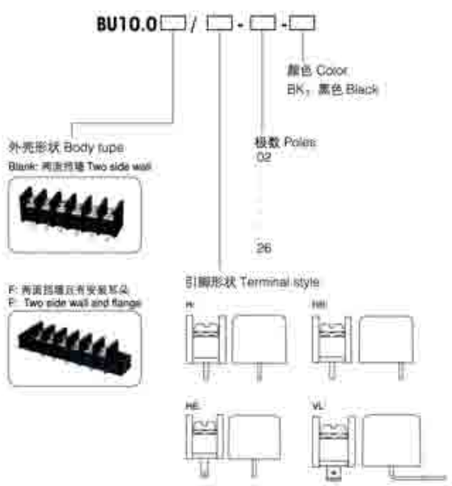

型　号 Model	BU10/H	BU10/HR	BU10/HE	BU10/VL
间　距 Picth	10.0mm	10.0mm	10.0mm	10.0mm
认　证 Approval	UL CE	UL CE	UL CE	UL CE
产品规格 Specification				
绝缘外壳 Housing	PBT UL94 V-0	PBT UL94 V-0	PBT UL94 V-0	PBT UL94 V-0
端　子 Terminal	黄铜，镀锡	黄铜，镀锡	黄铜，镀锡	黄铜，镀锡
螺　钉 Screw	M4，铁，镍镀层	M4，铁，镍镀层	M4，铁，镍镀层	M4，铁，镍镀层
端　盖 Cover	无盖	无盖	无盖	无盖
使用温度 Opeation Temperature	-40°C~+105°C	-40°C~+105°C	-40°C~+105°C	-40°C~+105°C
额定负载 Rated Current	25A/300V	25A/300V	25A/300V	25A/300V
绝缘阻抗 Insulation Resistance	DC1000V 1000MΩ 以上	DC1000V 1000MΩ 以上	DC1000V 1000MΩ 以上	DC1000V 1000MΩ 以上
PCB 孔径 PCB Hole Dia	ø2.0mm	ø2.0mm	ø2.0mm	ø2.0mm
接线容量 PCB Hole Dia	22~12AWG	22~12AWG	22~12AWG	22~12AWG
额定力矩 Screw torque	10.6Lb*in	10.6Lb*in	10.6Lb*in	10.6Lb*in
产品状态 Product Status				
外形图 Dimension				

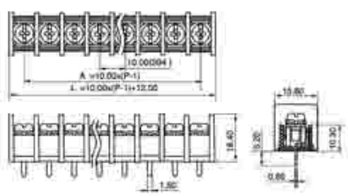

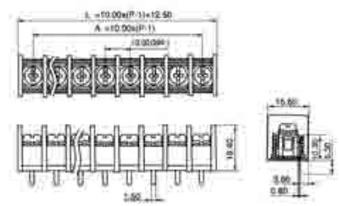

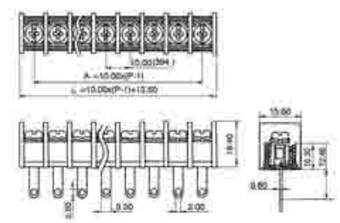

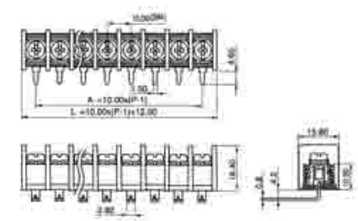

PCB 印刷電路板端子—美、日式接綫端子 BU 系列
Printed Circuit Board Terminal Block —— U.S.Type Terminal Block(BU Series)

型　号 Model	BU10F/H	BU10F/HR	BU10F/HE	BU10F/VL
间　距 Picth	10.0mm	10.0mm	10.0mm	10.0mm
认　证 Approval	UL CE	UL CE	UL CE	UL CE
产品规格 Specification				
绝缘外壳 Housing	PBT UL94 V-0	PBT UL94 V-0	PBT UL94 V-0	PBT UL94 V-0
端　子 Terminal	黄铜，镀锡	黄铜，镀锡	黄铜，镀锡	黄铜，镀锡
螺　钉 Screw	M4，铁，镍镀层	M4，铁，镍镀层	M4，铁，镍镀层	M4，铁，镍镀层
端　盖 Cover	无盖	无盖	无盖	无盖
使用温度 Opeation Temperature	-40°C~+105°C	-40°C~+105°C	-40°C~+105°C	-40°C~+105°C
额定负载 Rated Current	25A/300V	25A/300V	25A/300V	25A/300V
绝缘阻抗 Insulation Resistance	DC1000V 1000MΩ 以上	DC1000V 1000MΩ 以上	DC1000V 1000MΩ 以上	DC1000V 1000MΩ 以上
PCB 孔径 PCB Hole Dia	ø2.0mm	ø2.0mm	ø2.0mm	ø2.0mm
接线容量 PCB Hole Dia	22~12AWG	22~12AWG	22~12AWG	22~12AWG
额定力矩 Screw torque	10.6Lb*in	10.6Lb*in	10.6Lb*in	10.6Lb*in
产品状态 Product Status				
外形图 Dimension				

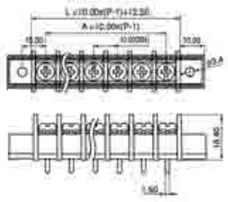
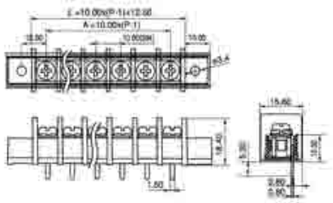
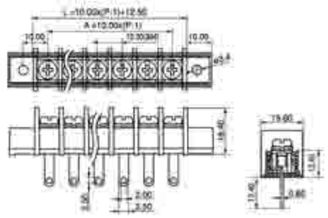
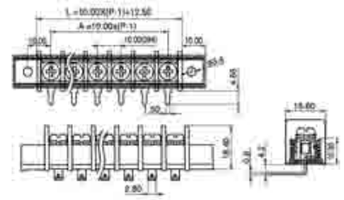

PCB 印刷電路板端子—美、日式接綫端子 BU 系列
Printed Circuit Board Terminal Block —— U.S.Type Terminal Block(BU Series)



概述

美式接线端子(BU Series)以其独特的压板式设计和大功率特点，被工业控制和电源等行业广泛采用。

特点

■ 接点强度高，接触面积大；
■ 大电流，较高电压；　■ 可靠的气密连接；
■ 无论单芯线或多股线皆可直接连接或用导线端头连接。

该系列采用一体化结构，可以提供02～32位的任意位数。材料选择方面，塑料件具有高的热变形温度(HDT)的材料，以满足波峰焊接工艺要求，导电部件采用优质的黄铜镀锡，具备良好的导电性和可靠的焊接性能，螺钉采用优质铜材，保证高的扭力。金属表面，均有电镀层，以保证良好的电气性能。

Application

U.S.Type terminal block is widely used in industry and power supply.

Advantage

This type of terminal block is appropriate for strand wire and solid wire direct-connected or connected with cable cleat.The contact surface is big enough and keep nice gas tightness connecting insure strong current get through safely.Insulation material have nice fire prevention function and conductor material keep good solderability and conductivity.The integration struture have many positions for choice:2 to 24 positions.

产品命名Naming System

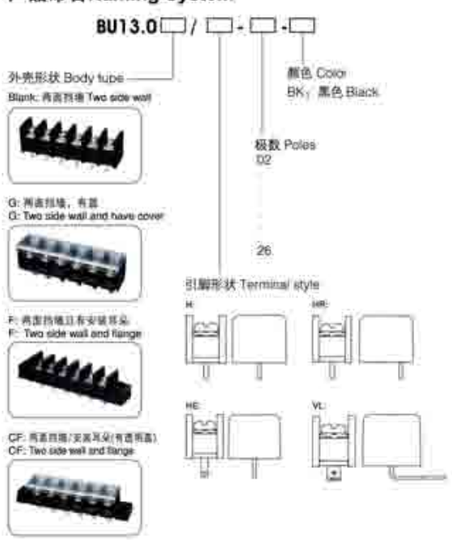

型　号 Model	BU13C/H	BU13C/HR	BU13C/HE	BU13C/VL
间　距 Picth	13.0mm	13.0mm	13.0mm	13.0mm
认　证 Approval	UL CE	UL CE	UL CE	UL CE
产品规格 Specification				
绝缘外壳 Housing	PBT UL94 V-0	PBT UL94 V-0	PBT UL94 V-0	PBT UL94 V-0
端　子 Terminal	黄铜、镀锡	黄铜、镀锡	黄铜、镀锡	黄铜、镀锡
螺　钉 Screw	M4，铁，镍镀层	M4，铁，镍镀层	M4，铁，镍镀层	M4，铁，镍镀层
端　盖 Cover	有盖(可供选择)	有盖(可供选择)	有盖(可供选择)	有盖(可供选择)
使用温度 Opeation Temperature	-40°C~+105°C	-40°C~+105°C	-40°C~+105°C	-40°C~+105°C
额定负载 Rated Current	40A/600V	40A/600V	40A/600V	40A/600V
绝缘阻抗 Insulation Resistance	DC1000V 1000MΩ 以上	DC1000V 1000MΩ 以上	DC1000V 1000MΩ 以上	DC1000V 1000MΩ 以上
PCB 孔径 PCB Hole Dia	ø2.5mm	ø2.5mm	ø2.5mm	ø2.5mm
接线容量 PCB Hole Dia	18~10AWG	18~10AWG	18~10AWG	18~10AWG
额定力矩 Screw torque	10.6Lb*in	10.6Lb*in	10.6Lb*in	10.6Lb*in
产品状态 Product Status				
外形图 Dimension				

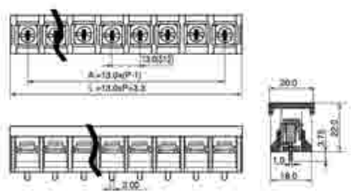

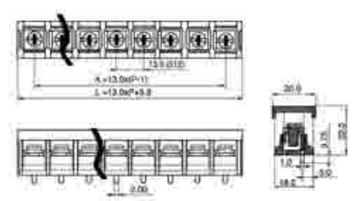

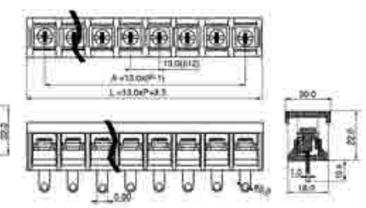

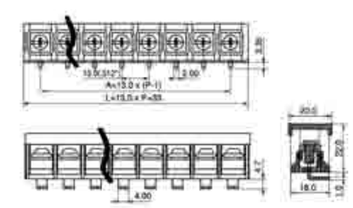

PCB 印刷電路板端子—美、日式接綫端子 BU 系列
Printed Circuit Board Terminal Block —— U.S.Type Terminal Block(BU Series)

型　号 Model	BU13CF/H	BU13CF/HR	BU13CF/HE	BU13CF/VL	BU16/HD
间　距 Picth	13.0mm	13.0mm	13.0mm	13.0mm	16.0mm
认　证 Approval	UL CE	UL CE	UL CE	UL CE	UL CE
产品规格 Specification					
绝缘外壳 Housing	PBT UL94 V-0	PBT UL94 V-0	PBT UL94 V-0	PBT UL94 V-0	PBT UL94 V-0
端　子 Terminal	黄铜、镀锡	黄铜、镀锡	黄铜、镀锡	黄铜、镀锡	黄铜、镀锡
螺　钉 Screw	M4，铁，镍镀层	M4，铁，镍镀层	M4，铁，镍镀层	M4，铁，镍镀层	M5，铁，镍镀层
端　盖 Cover	有盖(可供选择)	有盖(可供选择)	有盖(可供选择)	有盖(可供选择)	无盖
使用温度 Opeation Temperature	-40°C~+105°C	-40°C~+105°C	-40°C~+105°C	-40°C~+105°C	-40°C~+105°C
额定负载 Rated Current	40A/600V	40A/600V	40A/600V	40A/600V	40A/600V
绝缘阻抗 Insulation Resistance	DC1000V 1000MΩ 以上	DC1000V 1000MΩ 以上	DC1000V 1000MΩ 以上	DC1000V 1000MΩ 以上	DC500V 500MΩ 以上
PCB 孔径 PCB Hole Dia	ø2.5mm	ø2.5mm	ø2.5mm	ø2.5mm	ø2.5mm
接线容量 PCB Hole Dia	18~10AWG	18~10AWG	18~10AWG	18~10AWG	24-10AWG
额定力矩 Screw torque	10.6Lb*in	10.6Lb*in	10.6Lb*in	10.6Lb*in	17.7b*in
产品状态 Product Status					
外形图 Dimension					

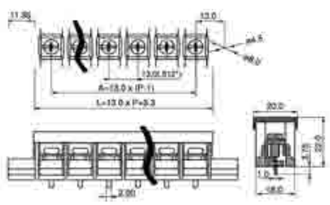
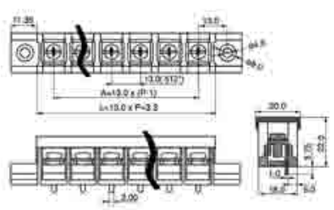
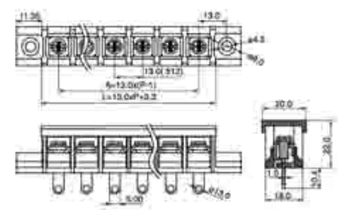
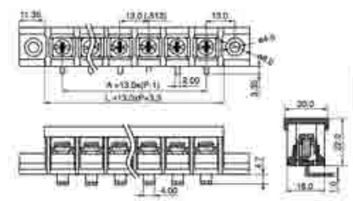
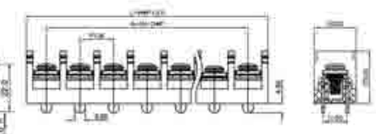

PCB 印刷電路板端子—美、日式接綫端子 BU 系列
Printed Circuit Board Terminal Block —— U.S.Type Terminal Block(BU Series)
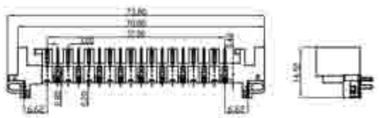
型　号 Model	XH-YB18
间　距 Picth	3.0mm
认　证 Approval	UL CE
产品规格 Specification	
绝缘外壳 Housing	PBT UL94 V-0
端　子 Terminal	黄铜、镀金
螺　钉 Screw	
端　盖 Cover	无盖
使用温度 Opeation Temperature	-40°C~+105°C
额定负载 Rated Current	2A/60V
绝缘阻抗 Insulation Resistance	DC500V 500MΩ 以上
PCB 孔径 PCB Hole Dia	ø1.2mm
接线容量 PCB Hole Dia	
额定力矩 Screw torque	
产品状态 Product Status	
外形图 Dimension